

Determined Approval

REF Approval No: 05/2025
Date: 14/04/2025

CONTENTS

| | |
|--------|--------------------------|
| 010000 | EXISTING SITE PLAN |
| 010001 | SITE PLAN |
| 010003 | DEMOLITION PLAN |
| 100000 | GROUND FLOOR |
| 100100 | LEVEL 1 |
| 100200 | LEVEL 2 PLANT |
| 100300 | ROOF |
| 120100 | NORTH & EAST ELEVATIONS |
| 120101 | SOUTH & WEST ELEVATIONS |
| 120103 | INWARD FACING ELEVATIONS |
| 130100 | NORTH-SOUTH SECTIONS |
| 130101 | EAST-WEST SECTIONS |
| 990000 | SHADOW DIAGRAMS |
| 990001 | MATERIALS & FINISHES |
| 990002 | MATERIALS & FINISHES |
| 990003 | EXTERNAL SIGNAGE |
| 990050 | CGI - JURD STREET VIEW |
| 990051 | CGI - MAIN ENTRY VIEW |
| 990052 | CGI - COURTYARD VIEW |

CESSNOCK HOSPITAL REDEVELOPMENT

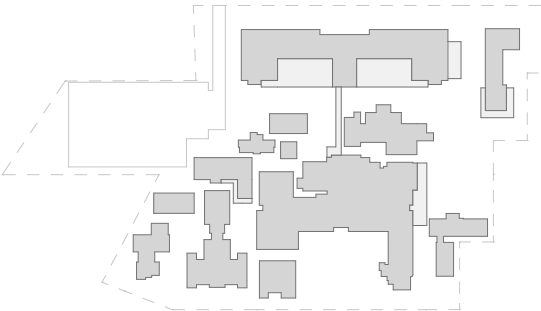
REVIEW OF ENVIRONMENTAL FACTORS (REF) ARCHITECTURAL DRAWING PACK

March 2025

NOTES

1. THIS DRAWING IS ISSUED UPON THE CONDITION IT IS NOT COPIED, REPRODUCED, RETAINED OR DISCLOSED TO ANY UNAUTHORISED PERSON EITHER WHOLLY OR IN PART WITHOUT PRIOR CONSENT IN WRITING OF fitzpatrick+partners.
2. DO NOT SCALE DRAWINGS. CHECK DIMENSIONS BEFORE COMMENCING WORK.
3. DRAWINGS SHOW DESIGN INTENT ONLY. SHOP DRAWINGS ARE TO BE PROVIDED FOR APPROVAL PRIOR TO CONSTRUCTION OR MANUFACTURE.
4. INCONSISTENCIES ARE TO BE REPORTED TO fitzpatrick+partners.
5. NUMBERS FOLLOWING AN ABBREVIATION DENOTE A PARTICULAR TYPE OF ITEM. FOR EXPLANATION OF ITEM TYPES REFER TO SPECIFICATION AND FINISHES SCHEDULE.

KEY PLANS



REVISIONS

| REV. | DATE | STATUS | CHK. |
|------|------------|---------------------------------|------|
| 03 | 03/10/2024 | REF PLANNING SUBMISSION DRAFT 3 | RP |
| 02 | 24/07/2024 | REF PLANNING SUBMISSION DRAFT 2 | RP |
| 01 | 06/09/2024 | DRAFT REF PLANNING SUBMISSION | RP |

CLIENT



1 Reserve Rd, St Leonards NSW 2065

PROJECT MANAGER



2 Portside Cres, Maryville, NSW, 2293

PROJECT

CESSNOCK HOSPITAL REDEVELOPMENT

24 View St,
Cessnock NSW 2325
Wonnarua Nation

PHASE

DESIGN DEVELOPMENT



PLANNING SUBMISSION

SCALE

1:500 @A1

DRAWN BY

RP

40mm ON ORIGINAL

APPROVED BY

RP

PRINT DATE 03/10/2024

DRAWING

EXISTING SITE PLAN

PROJECT NUMBER

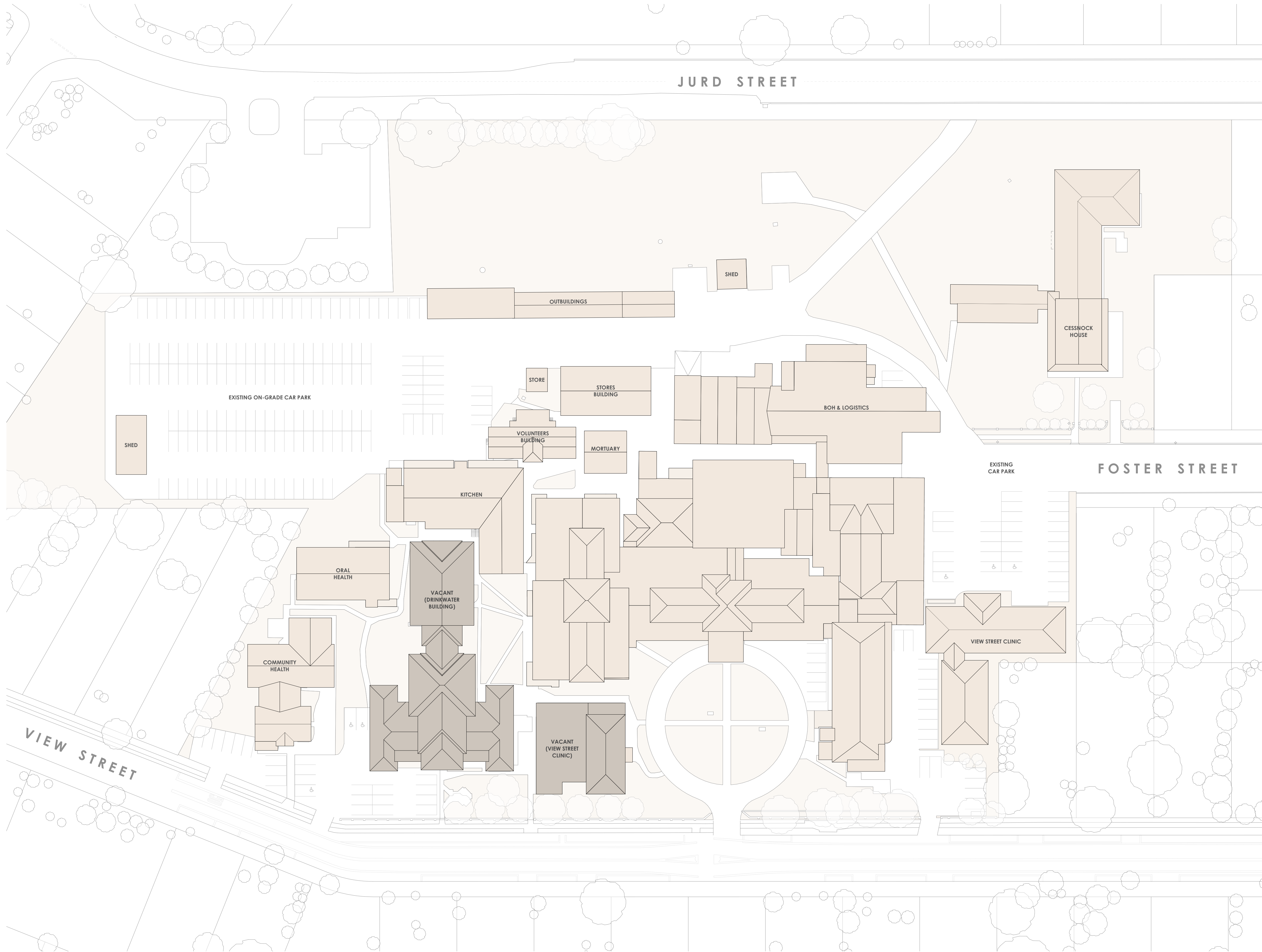
22212

DRAWING NUMBER

CHR-AR-REF- 010000

ISSUE

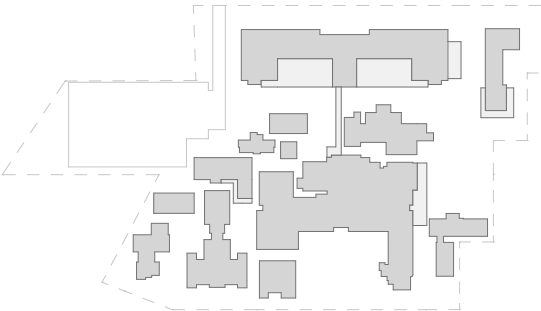
03



NOTES

1. THIS DRAWING IS ISSUED UPON THE CONDITION IT IS NOT COPIED, REPRODUCED, RETAINED OR DISCLOSED TO ANY UNAUTHORISED PERSON EITHER WHOLLY OR IN PART WITHOUT PRIOR CONSENT IN WRITING OF fitzpatrick+partners.
2. DO NOT SCALE DRAWINGS. CHECK DIMENSIONS BEFORE COMMENCING WORK.
3. DRAWINGS SHOW DESIGN INTENT ONLY. SHOP DRAWINGS ARE TO BE PROVIDED FOR APPROVAL PRIOR TO CONSTRUCTION OR MANUFACTURE.
4. INCONSISTENCIES ARE TO BE REPORTED TO fitzpatrick+partners.
5. NUMBERS FOLLOWING AN ABBREVIATION DENOTE A PARTICULAR TYPE OF ITEM. FOR EXPLANATION OF ITEM TYPES REFER TO SPECIFICATION AND FINISHES SCHEDULE.

KEY PLANS



REVISIONS

| REV. | DATE | STATUS | CHK. |
|------|------------|---------------------------------|------|
| 04 | 4/03/2025 | REF PLANNING SUBMISSION | RP |
| 03 | 3/10/2024 | REF PLANNING SUBMISSION DRAFT 3 | RP |
| 02 | 24/09/2024 | REF PLANNING SUBMISSION DRAFT 2 | RP |
| 01 | 6/09/2024 | DRAFT REF PLANNING SUBMISSION | RP |

CLIENT



1 Reserve Rd, St Leonards NSW 2065

PROJECT MANAGER



2 Portside Cres, Maryville, NSW, 2293

PROJECT

CESSNOCK HOSPITAL REDEVELOPMENT

24 View St,
Cessnock NSW 2325
Wonnarua Nation

PHASE

DESIGN DEVELOPMENT



PLANNING SUBMISSION

SCALE

1:500 @A1

DRAWN BY

RP

PRINT DATE 4/03/2025

DRAWING

SITE PLAN

PROJECT NUMBER

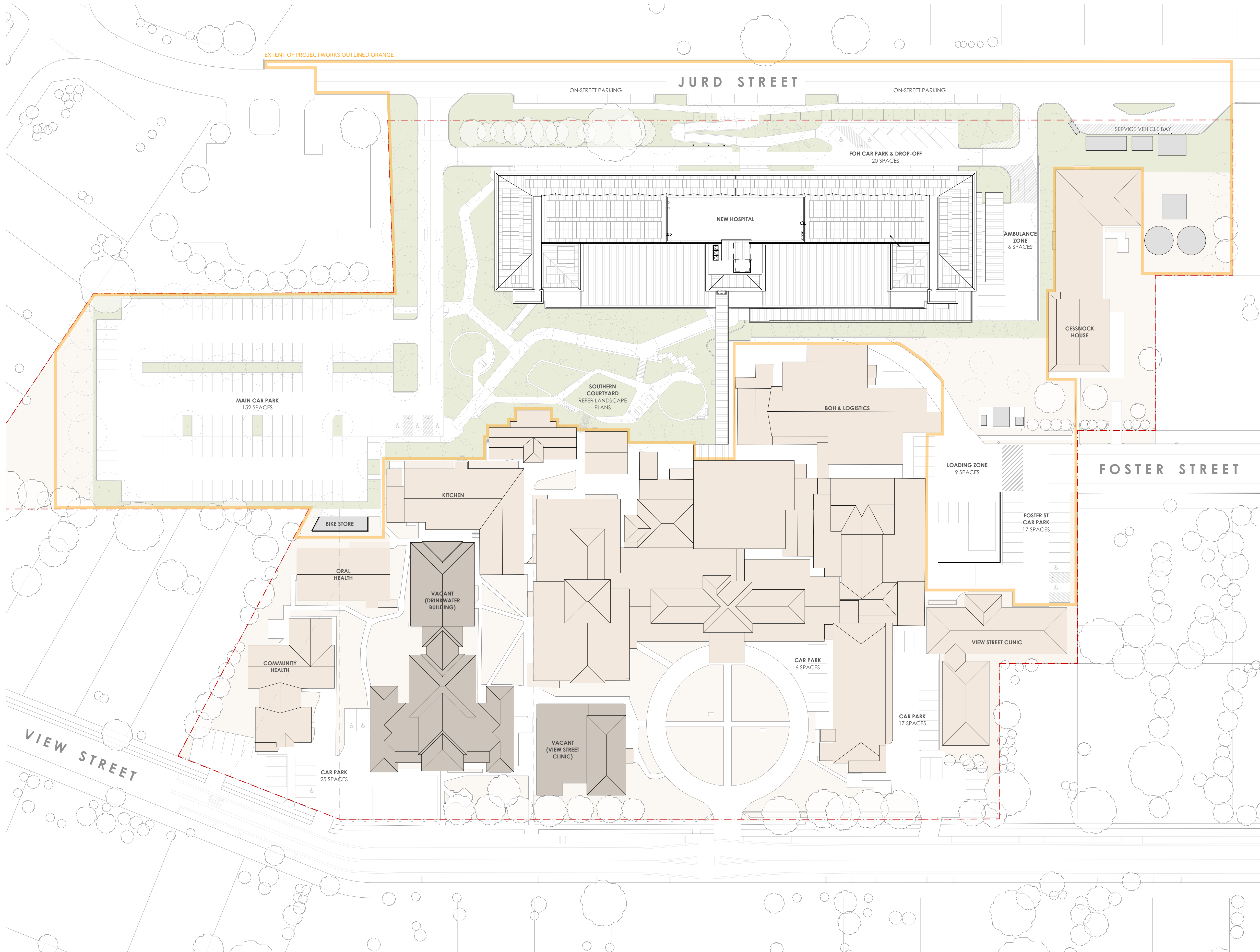
22212

DRAWING NUMBER


CHR-AR-REF- 010001

ISSUE

04



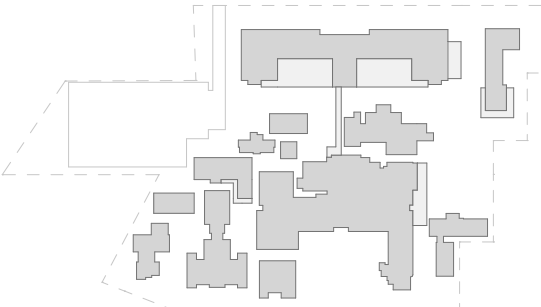
LEGEND

-  BUILDINGS TO BE DEMOLISHED
 EXISTING BUILDINGS

NOTES

1. THIS DRAWING IS ISSUED UPON THE CONDITION IT IS NOT COPIED, REPRODUCED, RETAINED OR DISCLOSED TO ANY UNAUTHORISED PERSON EITHER WHOLLY OR IN PART WITHOUT PRIOR CONSENT IN WRITING OF fitzpatrick+partners.
2. DO NOT SCALE DRAWINGS. CHECK DIMENSIONS BEFORE COMMENCING WORK.
3. DRAWINGS SHOW DESIGN INTENT ONLY. SHOP DRAWINGS ARE TO BE PROVIDED FOR APPROVAL PRIOR TO CONSTRUCTION OR MANUFACTURE.
4. INCONSISTENCIES ARE TO BE REPORTED TO fitzpatrick+partners.
5. NUMBERS FOLLOWING AN ABBREVIATION DENOTE A PARTICULAR TYPE OF ITEM. FOR EXPLANATION OF ITEM TYPES REFER TO SPECIFICATION AND FINISHES SCHEDULE.

KEY PLANS



REVISIONS

| REV. | DATE | STATUS | CHEK |
|------|------------|---------------------------------|------|
| 03 | 03/10/2024 | REF PLANNING SUBMISSION DRAFT 3 | RP |
| 02 | 24/07/2024 | REF PLANNING SUBMISSION DRAFT 2 | RP |
| 01 | 06/09/2024 | DRAFT REF PLANNING SUBMISSION | RP |

CLIENT



1 Reserve Rd, St Leonards NSW 2065

PROJECT MANAGER



2 Portside Cres, Maryville, NSW, 2293

PROJECT

CESSNOCK HOSPITAL
REDEVELOPMENT

24 View St,
Cessnock NSW 2325
Wonnarua Nation

PHASE

DESIGN DEVELOPMENT



PLANNING SUBMISSION

SCALE

1:500 @A1

DRAWN BY

RP

40mm ON ORIGINAL

APPROVED BY

RP

PRINT DATE 03/10/2024

DRAWING

DEMOLITION PLAN

PROJECT NUMBER

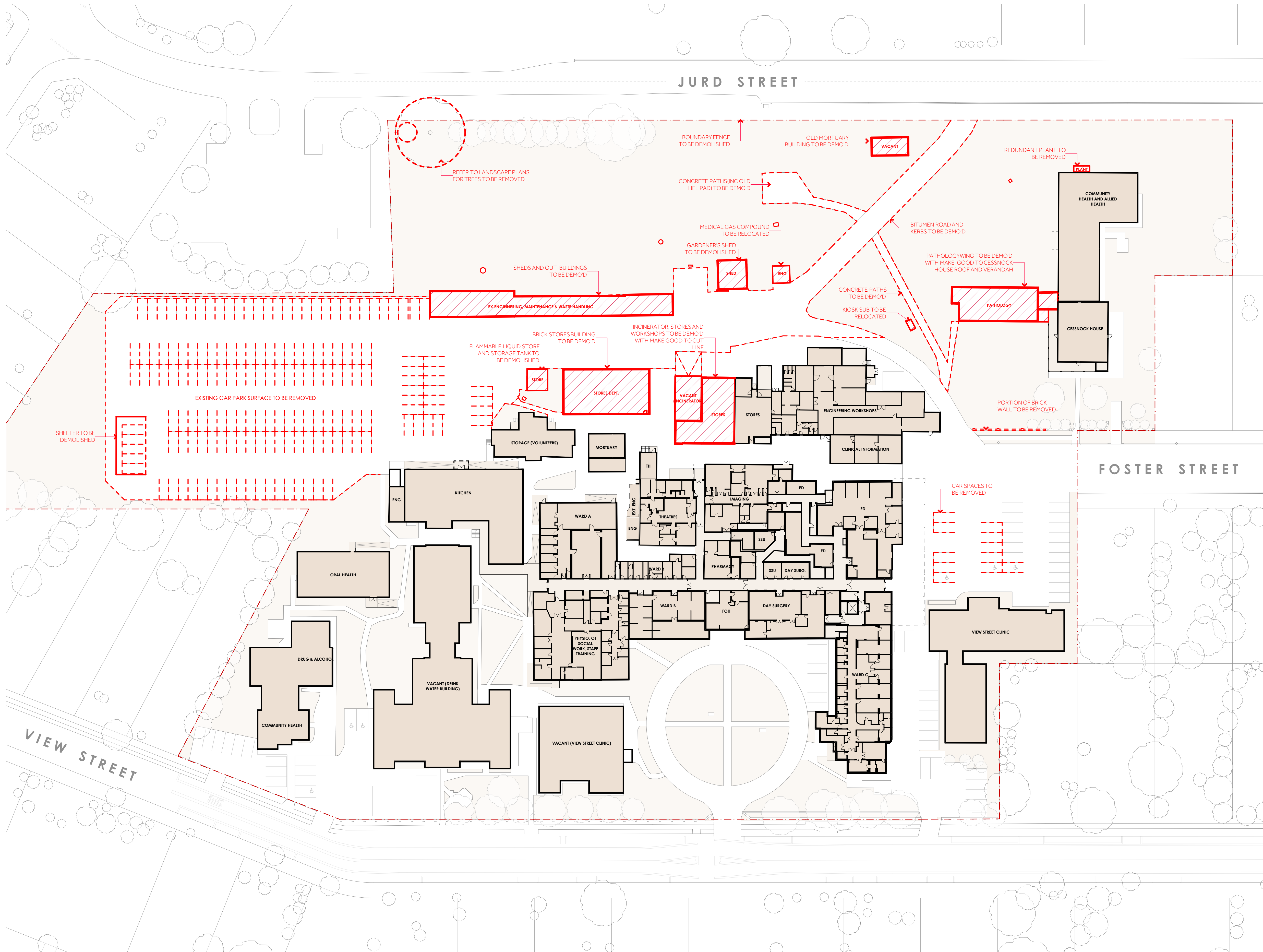
22212

DRAWING NUMBER

CHR-AR-REF- 010003

ISSUE

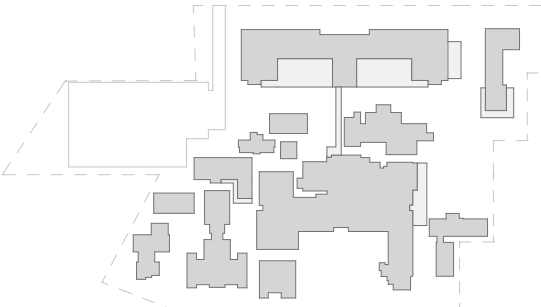
03



NOTES

1. THIS DRAWING IS ISSUED UPON THE CONDITION IT IS NOT COPIED, REPRODUCED, RETAINED OR DISCLOSED TO ANY UNAUTHORISED PERSON EITHER WHOLLY OR IN PART WITHOUT PRIOR CONSENT IN WRITING OF fitzpatrick+partners.
2. DO NOT SCALE DRAWINGS. CHECK DIMENSIONS BEFORE COMMENCING WORK.
3. DRAWINGS SHOW DESIGN INTENT ONLY. SHOP DRAWINGS ARE TO BE PROVIDED FOR APPROVAL PRIOR TO CONSTRUCTION OR MANUFACTURE.
4. INCONSISTENCIES ARE TO BE REPORTED TO fitzpatrick+partners.
5. NUMBERS FOLLOWING AN ABBREVIATION DENOTE A PARTICULAR TYPE OF ITEM. FOR EXPLANATION OF ITEM TYPES REFER TO SPECIFICATION AND FINISHES SCHEDULE.

KEY PLANS



REVISIONS

| REV. | DATE | STATUS | CHK. |
|------|------------|---------------------------------|------|
| 04 | 4/03/2025 | REF PLANNING SUBMISSION | RP |
| 03 | 31/10/2024 | REF PLANNING SUBMISSION DRAFT 3 | RP |
| 02 | 24/09/2024 | REF PLANNING SUBMISSION DRAFT 2 | RP |
| 01 | 6/09/2024 | DRAFT REF PLANNING SUBMISSION | RP |

CLIENT



1 Reserve Rd, St Leonards NSW 2065

PROJECT MANAGER



2 Portside Cres, Maryville, NSW, 2293

PROJECT

**CESSNOCK HOSPITAL
REDEVELOPMENT**

24 View St,
Cessnock NSW 2325
Wonnarua Nation

PHASE

DESIGN DEVELOPMENT



PROJECT
NORTH

PLANNING SUBMISSION

SCALE

1:500 @A1

DRAWN BY

RP

PRINT DATE

4/03/2025

DRAWING

GROUND FLOOR

PROJECT NUMBER

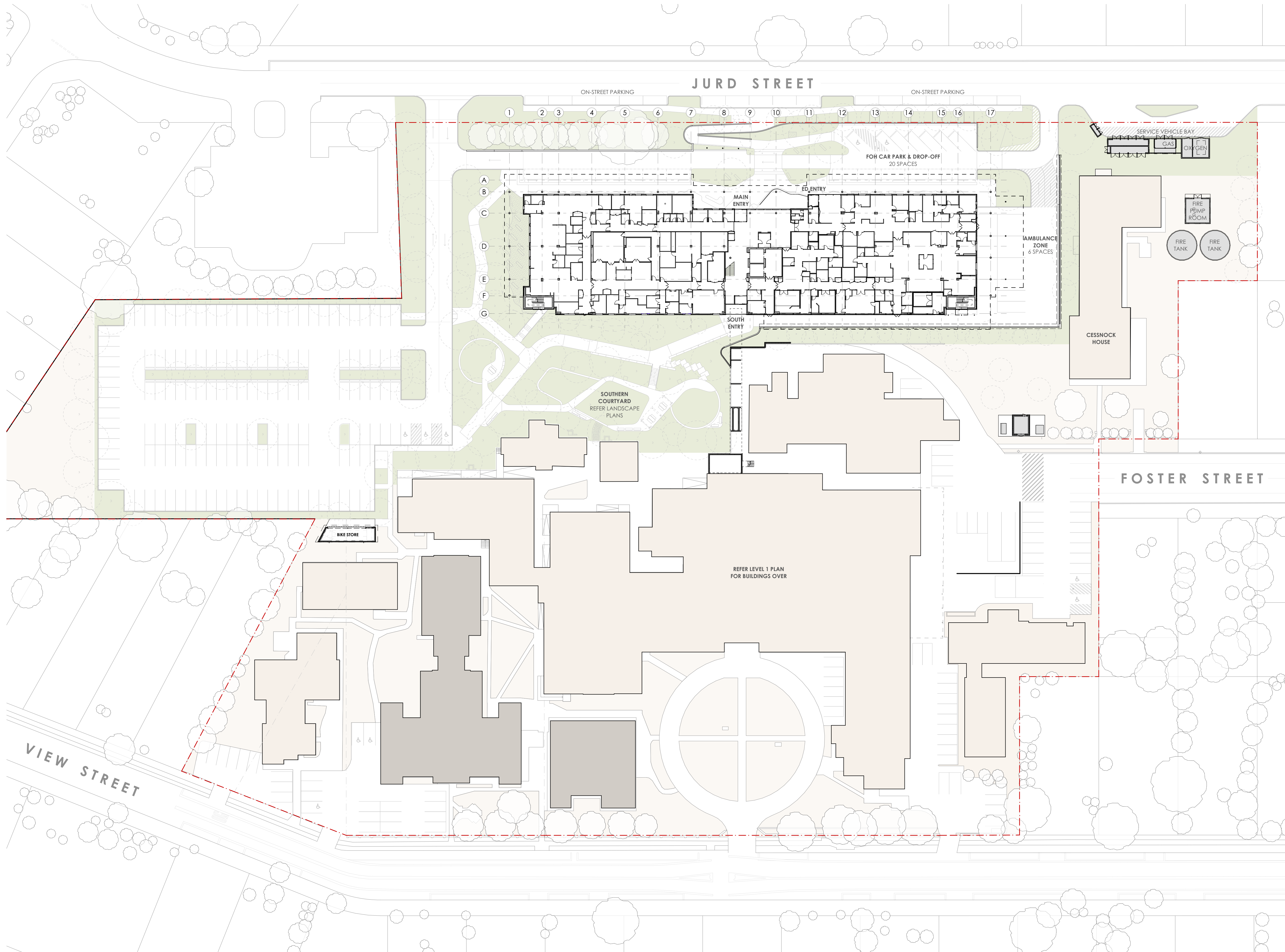
22212

DRAWING NUMBER

CHR-AR-REF- 100000

ISSUE

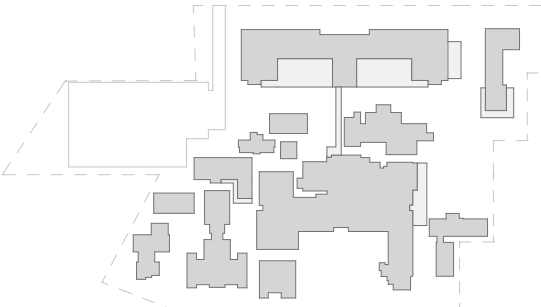
04



NOTES

1. THIS DRAWING IS ISSUED UPON THE CONDITION IT IS NOT COPIED, REPRODUCED, RETAINED OR DISCLOSED TO ANY UNAUTHORISED PERSON EITHER WHOLLY OR IN PART WITHOUT PRIOR CONSENT IN WRITING OF fitzpatrick+partners.
2. DO NOT SCALE DRAWINGS. CHECK DIMENSIONS BEFORE COMMENCING WORK.
3. DRAWINGS SHOW DESIGN INTENT ONLY. SHOP DRAWINGS ARE TO BE PROVIDED FOR APPROVAL PRIOR TO CONSTRUCTION OR MANUFACTURE.
4. INCONSISTENCIES ARE TO BE REPORTED TO fitzpatrick+partners.
5. NUMBERS FOLLOWING AN ABBREVIATION DENOTE A PARTICULAR TYPE OF ITEM. FOR EXPLANATION OF ITEM TYPES REFER TO SPECIFICATION AND FINISHES SCHEDULE.

KEY PLANS



REVISIONS

| REV. | DATE | STATUS | CHK. |
|------|------------|---------------------------------|------|
| 04 | 4/03/2025 | REF PLANNING SUBMISSION | RP |
| 03 | 31/10/2024 | REF PLANNING SUBMISSION DRAFT 3 | RP |
| 02 | 24/09/2024 | REF PLANNING SUBMISSION DRAFT 2 | RP |
| 01 | 6/09/2024 | DRAFT REF PLANNING SUBMISSION | RP |

CLIENT



1 Reserve Rd, St Leonards NSW 2065

PROJECT MANAGER



2 Portside Cres, Maryville, NSW, 2293

PROJECT

CESSNOCK HOSPITAL
REDEVELOPMENT

24 View St,
Cessnock NSW 2325
Wonnarua Nation

PHASE

DESIGN DEVELOPMENT



PLANNING SUBMISSION

SCALE

1:500 @A1

DRAWN BY

RP

40mm ON ORIGINAL

APPROVED BY

RP

PRINT DATE 4/03/2025

DRAWING

LEVEL 1

PROJECT NUMBER

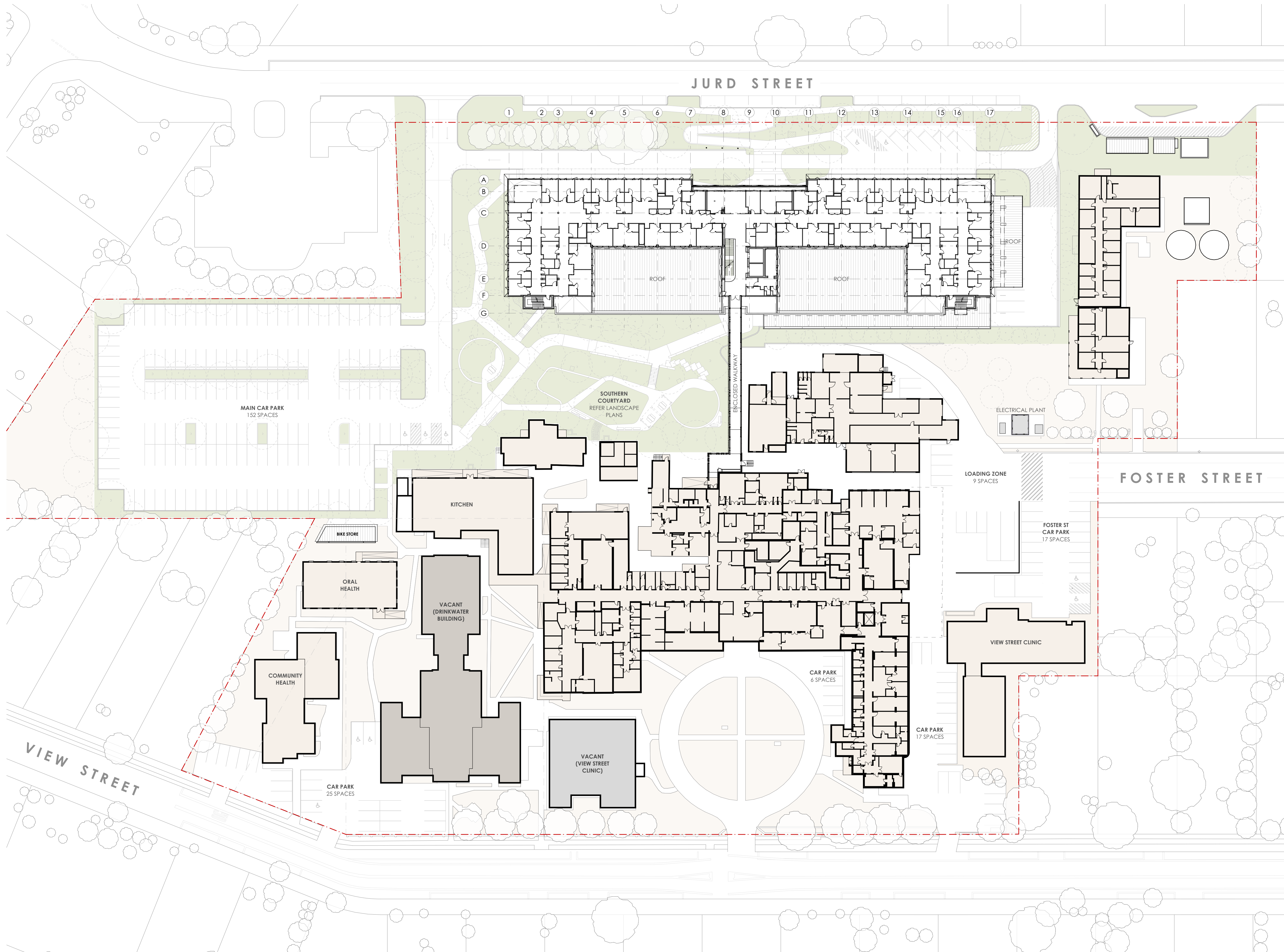
22212

DRAWING NUMBER

CHR-AR-REF- 100100

ISSUE

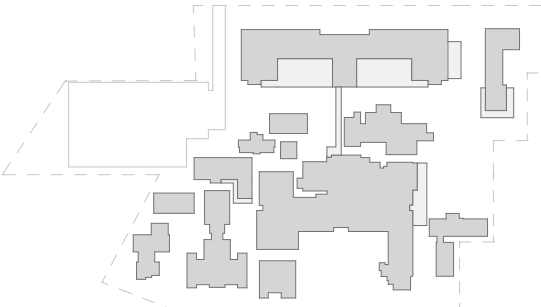
04



NOTES

1. THIS DRAWING IS ISSUED UPON THE CONDITION IT IS NOT COPIED, REPRODUCED, RETAINED OR DISCLOSED TO ANY UNAUTHORISED PERSON EITHER WHOLLY OR IN PART WITHOUT PRIOR CONSENT IN WRITING OF fitzpatrick+partners.
2. DO NOT SCALE DRAWINGS. CHECK DIMENSIONS BEFORE COMMENCING WORK.
3. DRAWINGS SHOW DESIGN INTENT ONLY. SHOP DRAWINGS ARE TO BE PROVIDED FOR APPROVAL PRIOR TO CONSTRUCTION OR MANUFACTURE.
4. INCONSISTENCIES ARE TO BE REPORTED TO fitzpatrick+partners.
5. NUMBERS FOLLOWING AN ABBREVIATION DENOTE A PARTICULAR TYPE OF ITEM. FOR EXPLANATION OF ITEM TYPES REFER TO SPECIFICATION AND FINISHES SCHEDULE.

KEY PLANS



REVISIONS

| REV. | DATE | STATUS | CHK. |
|------|------------|---------------------------------|------|
| 04 | 4/03/2025 | REF PLANNING SUBMISSION | RP |
| 03 | 31/10/2024 | REF PLANNING SUBMISSION DRAFT 3 | RP |
| 02 | 24/09/2024 | REF PLANNING SUBMISSION DRAFT 2 | RP |
| 01 | 6/09/2024 | DRAFT REF PLANNING SUBMISSION | RP |

CLIENT



1 Reserve Rd, St Leonards NSW 2065

PROJECT MANAGER



2 Portside Cres, Maryville, NSW, 2293

PROJECT

**CESSNOCK HOSPITAL
REDEVELOPMENT**

24 View St,
Cessnock NSW 2325
Wonnarua Nation

PHASE

DESIGN DEVELOPMENT



PLANNING SUBMISSION

SCALE

1:500 @A1

DRAWN BY

RP

PRINT DATE

4/03/2025

DRAWING

LEVEL 2 PLANT

PROJECT NUMBER

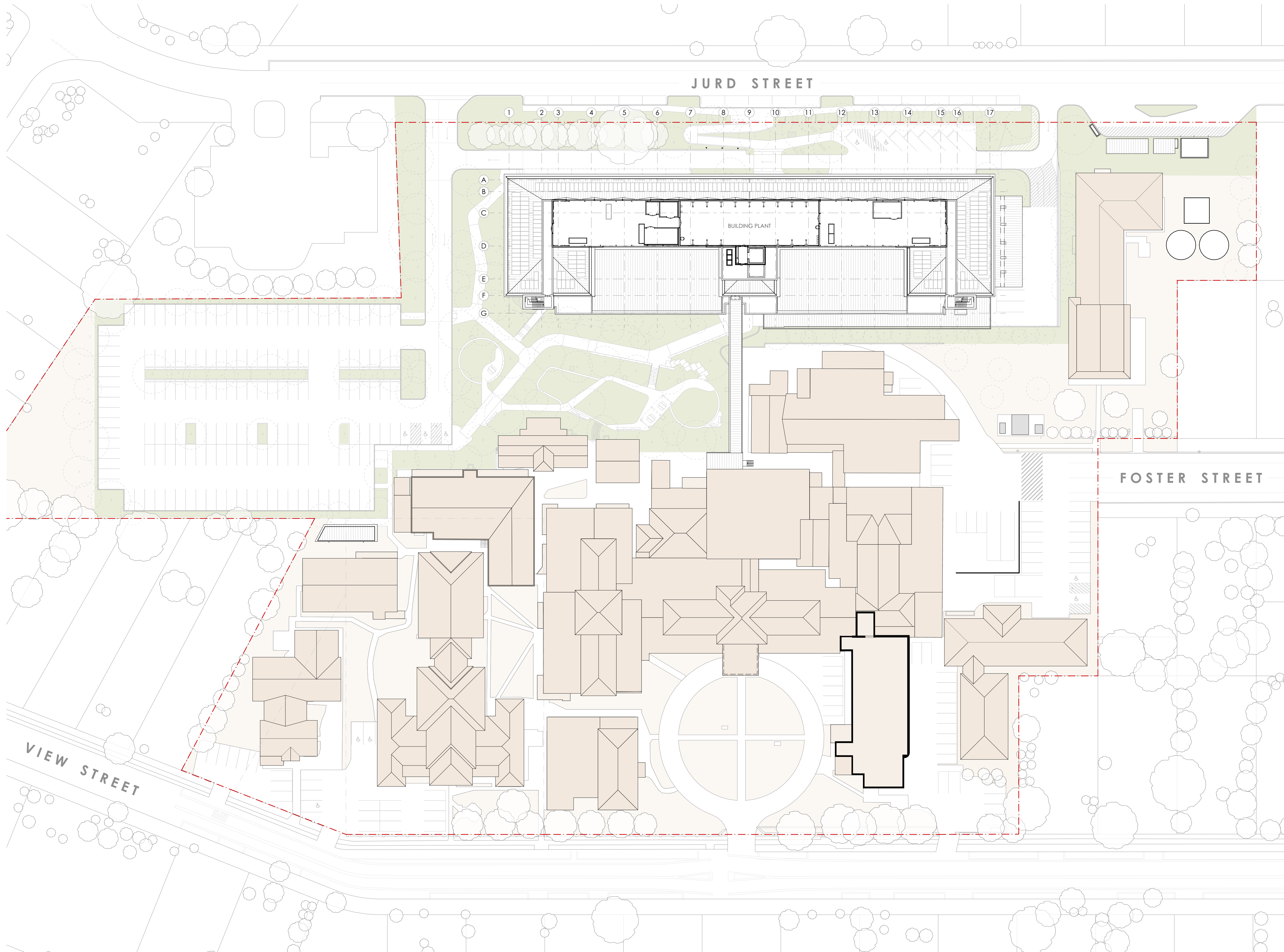
22212

DRAWING NUMBER

CHR-AR-REF- 100200

ISSUE

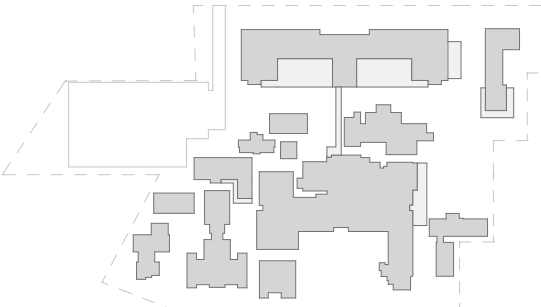
04



NOTES

1. THIS DRAWING IS ISSUED UPON THE CONDITION IT IS NOT COPIED, REPRODUCED, RETAINED OR DISCLOSED TO ANY UNAUTHORISED PERSON EITHER WHOLLY OR IN PART WITHOUT PRIOR CONSENT IN WRITING OF fitzpatrick+partners.
2. DO NOT SCALE DRAWINGS. CHECK DIMENSIONS BEFORE COMMENCING WORK.
3. DRAWINGS SHOW DESIGN INTENT ONLY. SHOP DRAWINGS ARE TO BE PROVIDED FOR APPROVAL PRIOR TO CONSTRUCTION OR MANUFACTURE.
4. INCONSISTENCIES ARE TO BE REPORTED TO fitzpatrick+partners.
5. NUMBERS FOLLOWING AN ABBREVIATION DENOTE A PARTICULAR TYPE OF ITEM. FOR EXPLANATION OF ITEM TYPES REFER TO SPECIFICATION AND FINISHES SCHEDULE.

KEY PLANS



REVISIONS

| REV. | DATE | STATUS | CHK. |
|------|------------|---------------------------------|------|
| 04 | 4/03/2025 | REF PLANNING SUBMISSION | RP |
| 03 | 3/10/2024 | REF PLANNING SUBMISSION DRAFT 3 | RP |
| 02 | 24/09/2024 | REF PLANNING SUBMISSION DRAFT 2 | RP |
| 01 | 6/09/2024 | DRAFT REF PLANNING SUBMISSION | RP |

CLIENT



1 Reserve Rd, St Leonards NSW 2065

PROJECT MANAGER



2 Portside Cres, Maryville, NSW, 2293

PROJECT

**CESSNOCK HOSPITAL
REDEVELOPMENT**

24 View St,
Cessnock NSW 2325
Wonnarua Nation

PHASE

DESIGN DEVELOPMENT



PLANNING SUBMISSION

SCALE

1:500 @A1

DRAWN BY

RP

PRINT DATE

4/03/2025

DRAWING

ROOF

PROJECT NUMBER

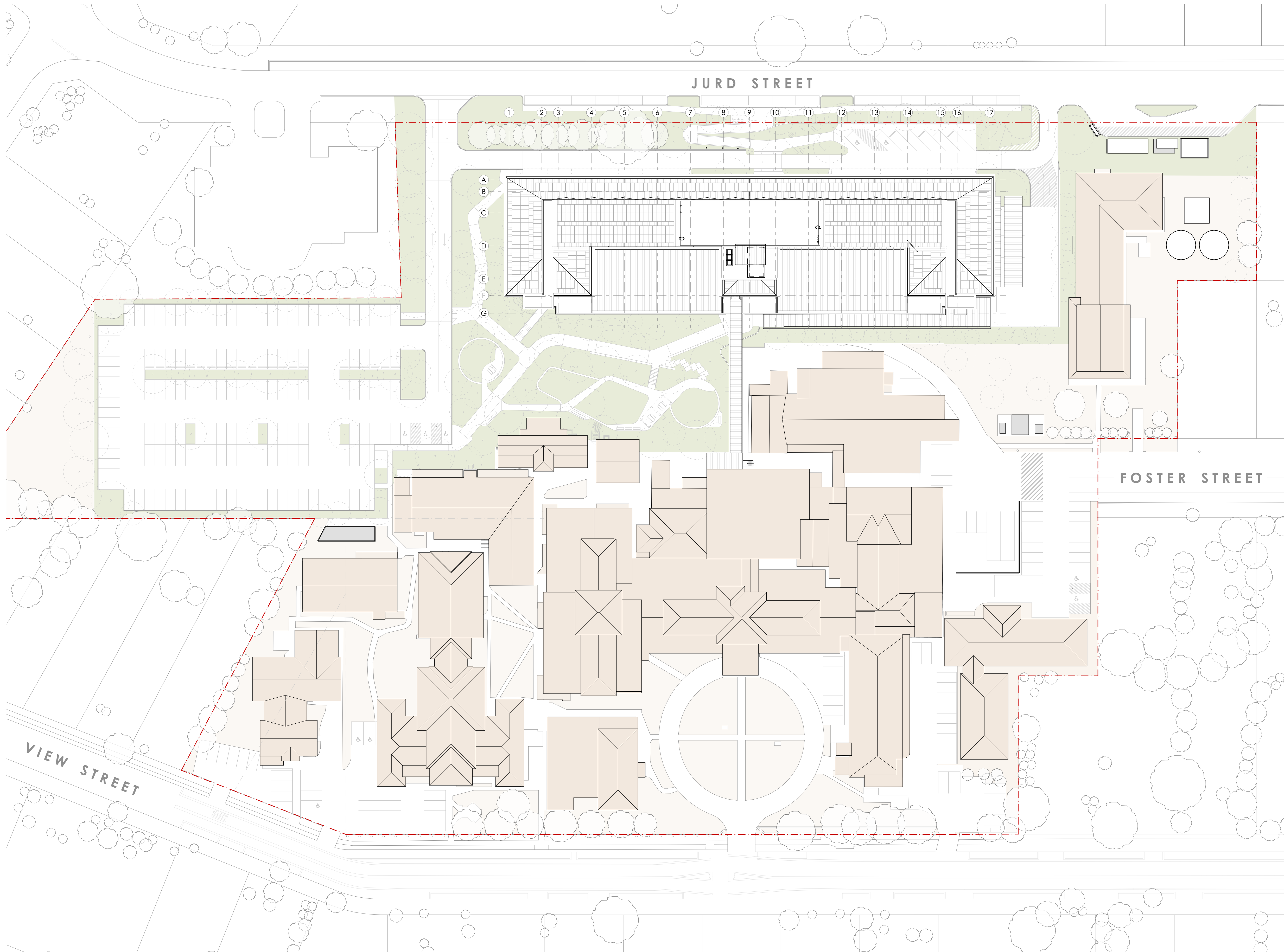
22212

DRAWING NUMBER

CHR-AR-REF- 100300

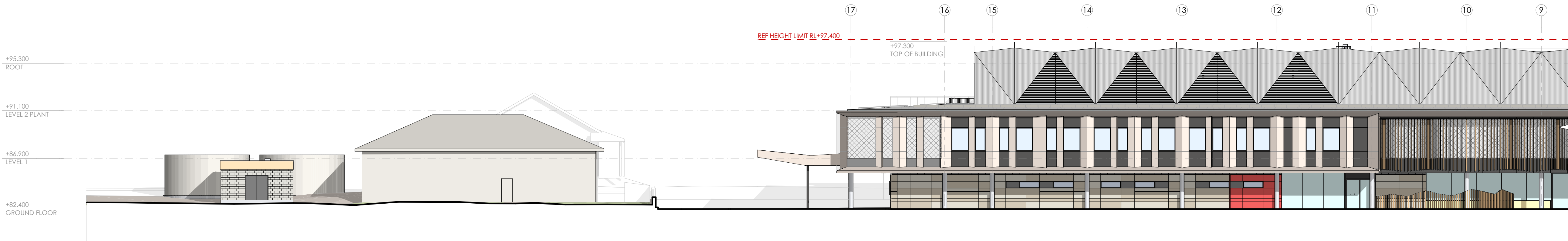
ISSUE

04

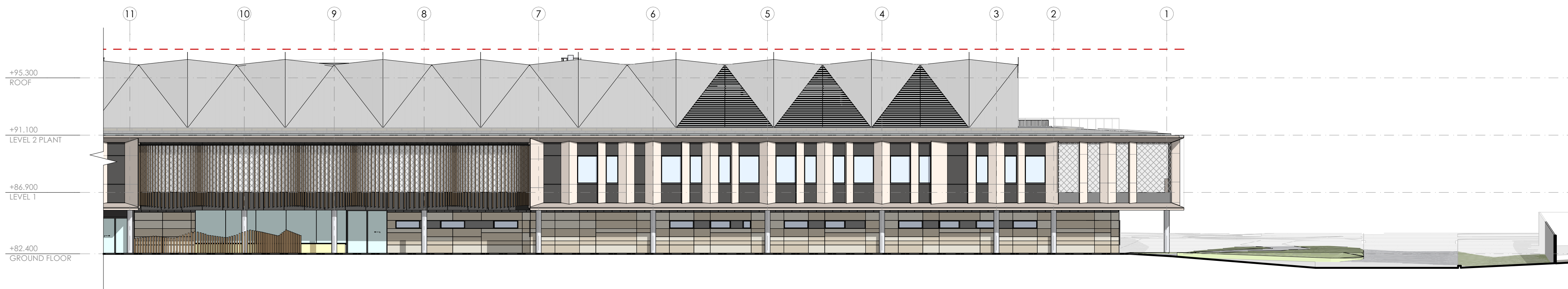


NOTES

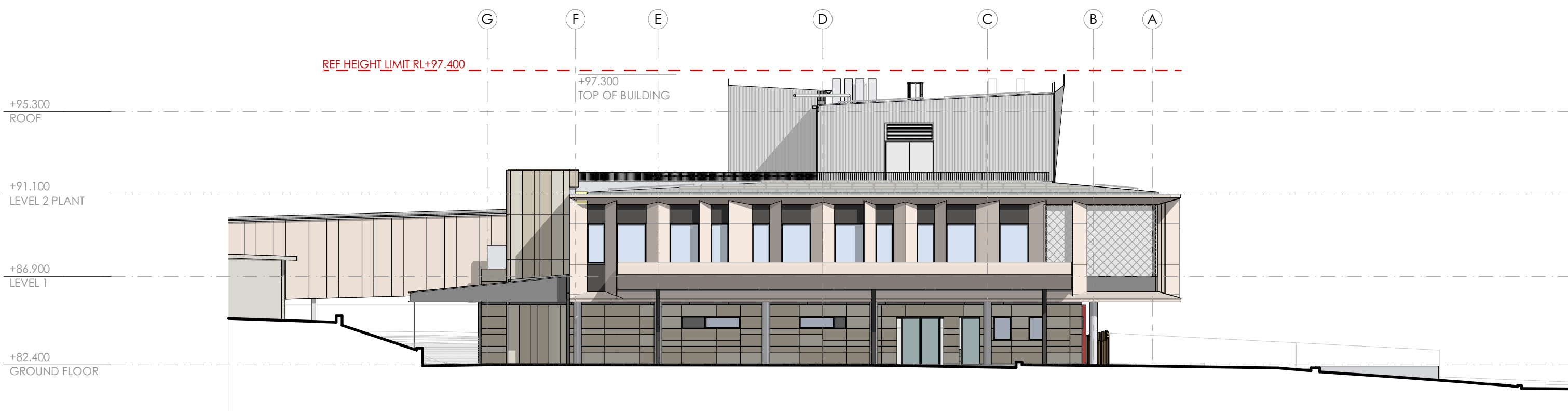
1. THIS DRAWING IS ISSUED UPON THE CONDITION IT IS NOT COPIED, REPRODUCED, RETAINED OR DISCLOSED TO ANY UNAUTHORISED PERSON EITHER WHOLLY OR IN PART WITHOUT PRIOR CONSENT IN WRITING OF fitzpatrick+partners.
2. DO NOT SCALE DRAWINGS. CHECK DIMENSIONS BEFORE COMMENCING WORK.
3. DRAWINGS SHOW DESIGN INTENT ONLY. SHOP DRAWINGS ARE TO BE PROVIDED FOR APPROVAL PRIOR TO CONSTRUCTION OR MANUFACTURE.
4. INCONSISTENCIES ARE TO BE REPORTED TO fitzpatrick+partners.
5. NUMBERS FOLLOWING AN ABBREVIATION DENOTE A PARTICULAR TYPE OF ITEM. FOR EXPLANATION OF ITEM TYPES REFER TO SPECIFICATION AND FINISHES SCHEDULE.



1 NORTH ELEVATION
SCALE - 1:200



2 NORTH ELEVATION
SCALE - 1:200



4 EAST ELEVATION
SCALE - 1:200

REVISIONS

| REV. | DATE | STATUS | CHK. |
|------|------------|---------------------------------|------|
| 03 | 03/10/2024 | REF PLANNING SUBMISSION DRAFT 3 | RP |
| 02 | 24/07/2024 | REF PLANNING SUBMISSION DRAFT 2 | RP |
| 01 | 06/09/2024 | DRAFT REF PLANNING SUBMISSION | RP |

CLIENT



1 Reserve Rd, St Leonards NSW 2065

PROJECT MANAGER



2 Portside Cres, Maryville, NSW, 2293

PROJECT

**CESSNOCK HOSPITAL
REDEVELOPMENT**

24 View St,
Cessnock NSW 2325
Wonnarua Nation

PHASE

DESIGN DEVELOPMENT

PLANNING SUBMISSION

SCALE

1:200 @A1

40mm ON ORIGINAL

PRINT DATE 03/10/2024

DRAWING

NORTH & EAST ELEVATIONS

PROJECT NUMBER

22212

DRAWING NUMBER

CHR-AR-REF- 120100

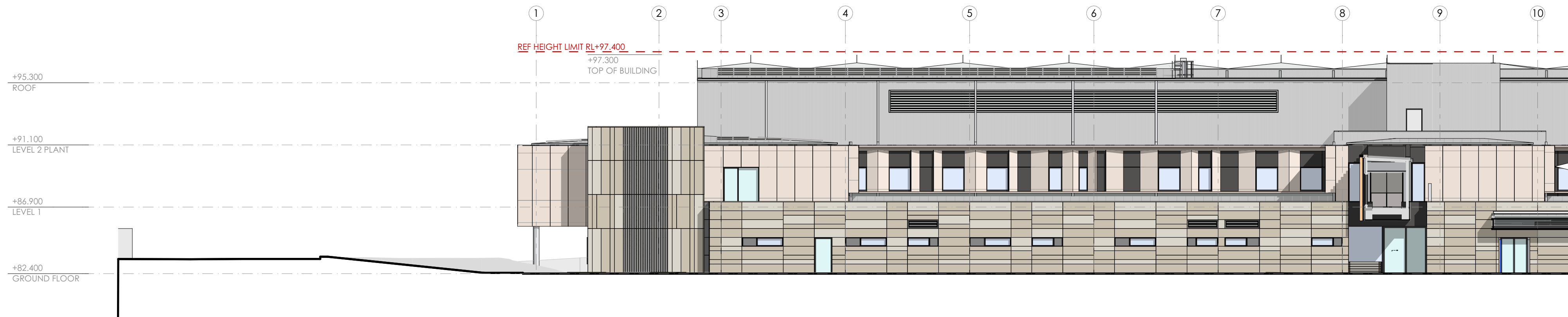
DRAWN BY
RP

APPROVED BY
RP

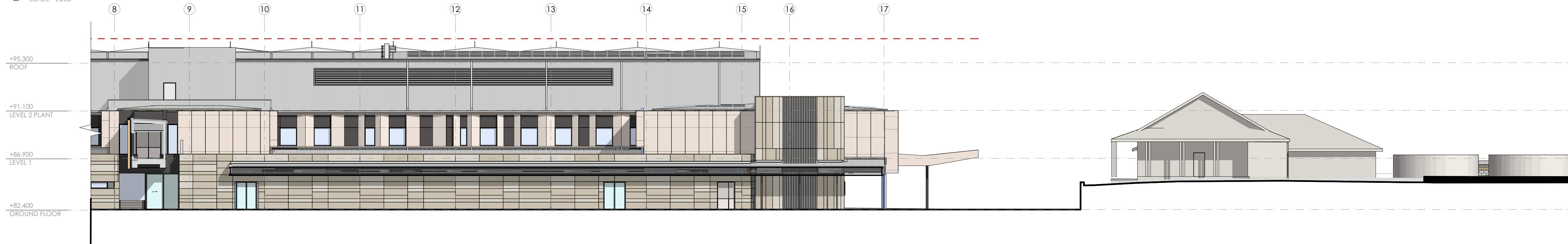
ISSUE
03

NOTES

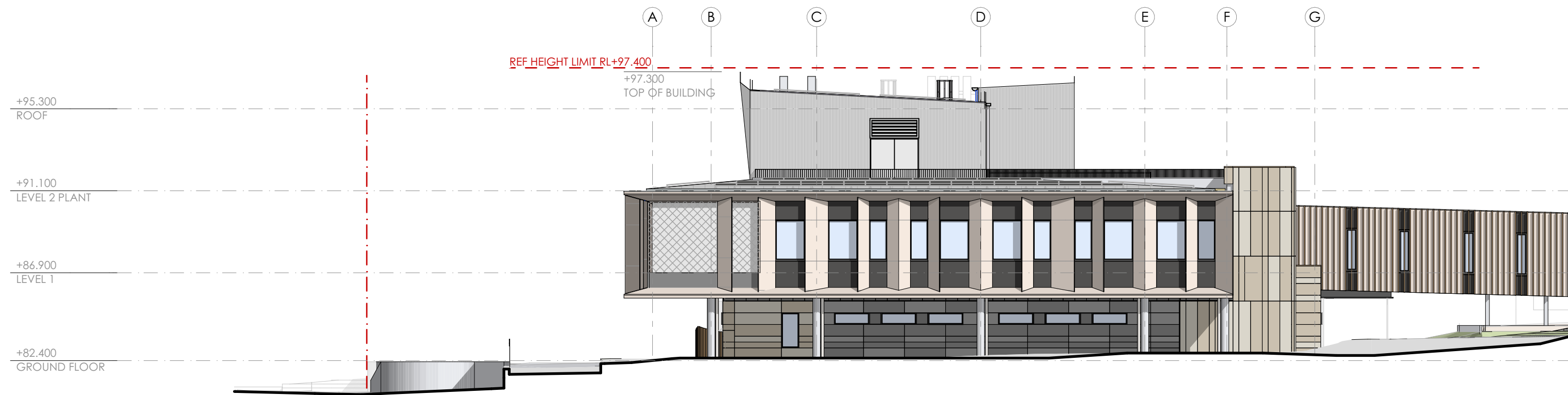
1. THIS DRAWING IS ISSUED UPON THE CONDITION IT IS NOT COPIED, REPRODUCED, RETAINED OR DISCLOSED TO ANY UNAUTHORISED PERSON EITHER WHOLLY OR IN PART WITHOUT PRIOR CONSENT IN WRITING OF fitzpatrick+partners.
2. DO NOT SCALE DRAWINGS. CHECK DIMENSIONS BEFORE COMMENCING WORK.
3. DRAWINGS SHOW DESIGN INTENT ONLY. SHOP DRAWINGS ARE TO BE PROVIDED FOR APPROVAL PRIOR TO CONSTRUCTION OR MANUFACTURE.
4. INCONSISTENCIES ARE TO BE REPORTED TO fitzpatrick+partners.
5. NUMBERS FOLLOWING AN ABBREVIATION DENOTE A PARTICULAR TYPE OF ITEM. FOR EXPLANATION OF ITEM TYPES REFER TO SPECIFICATION AND FINISHES SCHEDULE.



1 SOUTH ELEVATION
SCALE - 1:200



2 SOUTH ELEVATION
SCALE - 1:200



4 WEST ELEVATION
SCALE - 1:200

REVISIONS

| REV. | DATE | STATUS | CHK. |
|------|------------|---------------------------------|------|
| 03 | 03/10/2024 | REF PLANNING SUBMISSION DRAFT 3 | RP |
| 02 | 24/07/2024 | REF PLANNING SUBMISSION DRAFT 2 | RP |
| 01 | 06/09/2024 | DRAFT REF PLANNING SUBMISSION | RP |

CLIENT



1 Reserve Rd, St Leonards NSW 2065

PROJECT MANAGER



2 Portside Cres, Maryville, NSW, 2293

PROJECT

**CESSNOCK HOSPITAL
REDEVELOPMENT**

24 View St,
Cessnock NSW 2325
Wonnarua Nation

PHASE

DESIGN DEVELOPMENT

PLANNING SUBMISSION

SCALE

1:200 @A1

DRAWN BY

RP

40mm ON ORIGINAL

APPROVED BY

RP

PRINT DATE 03/10/2024

DRAWING

SOUTH & WEST ELEVATIONS

PROJECT NUMBER

22212

DRAWING NUMBER

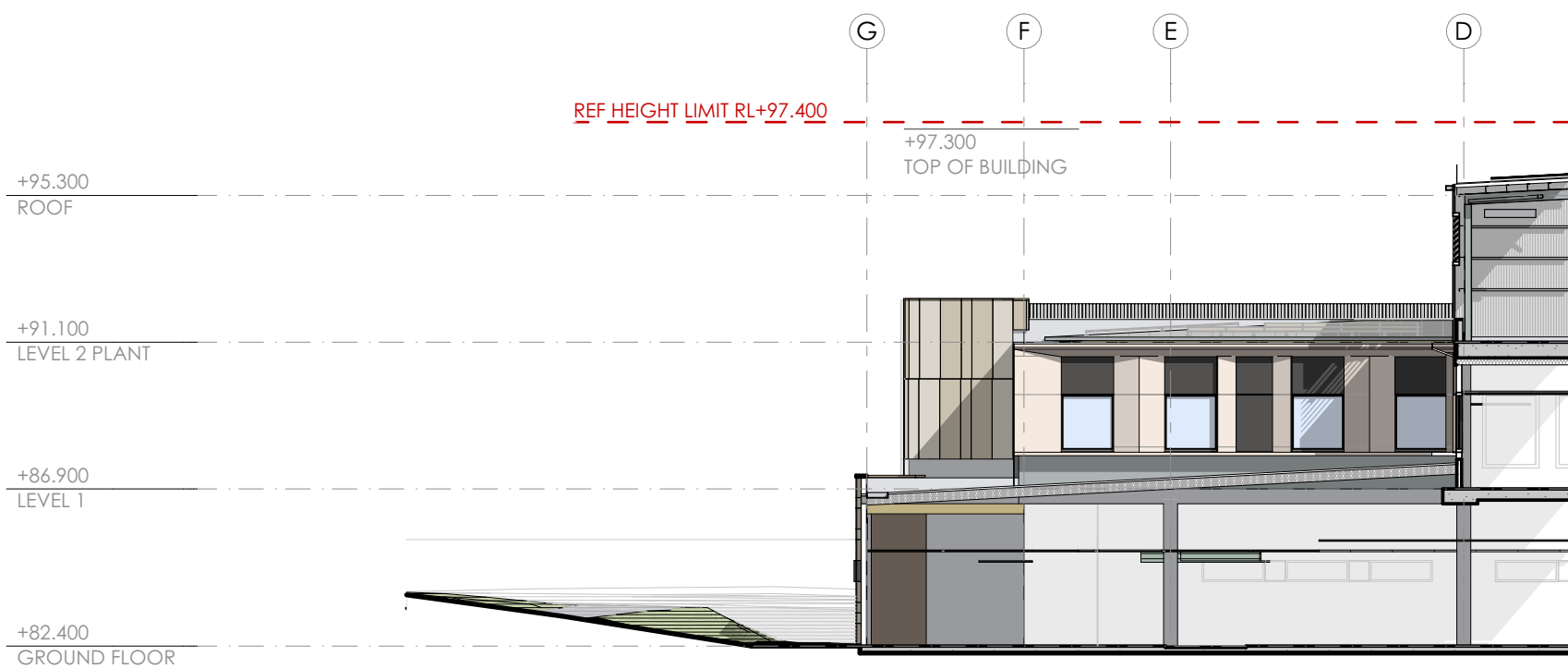
CHR-AR-REF- 120101

ISSUE

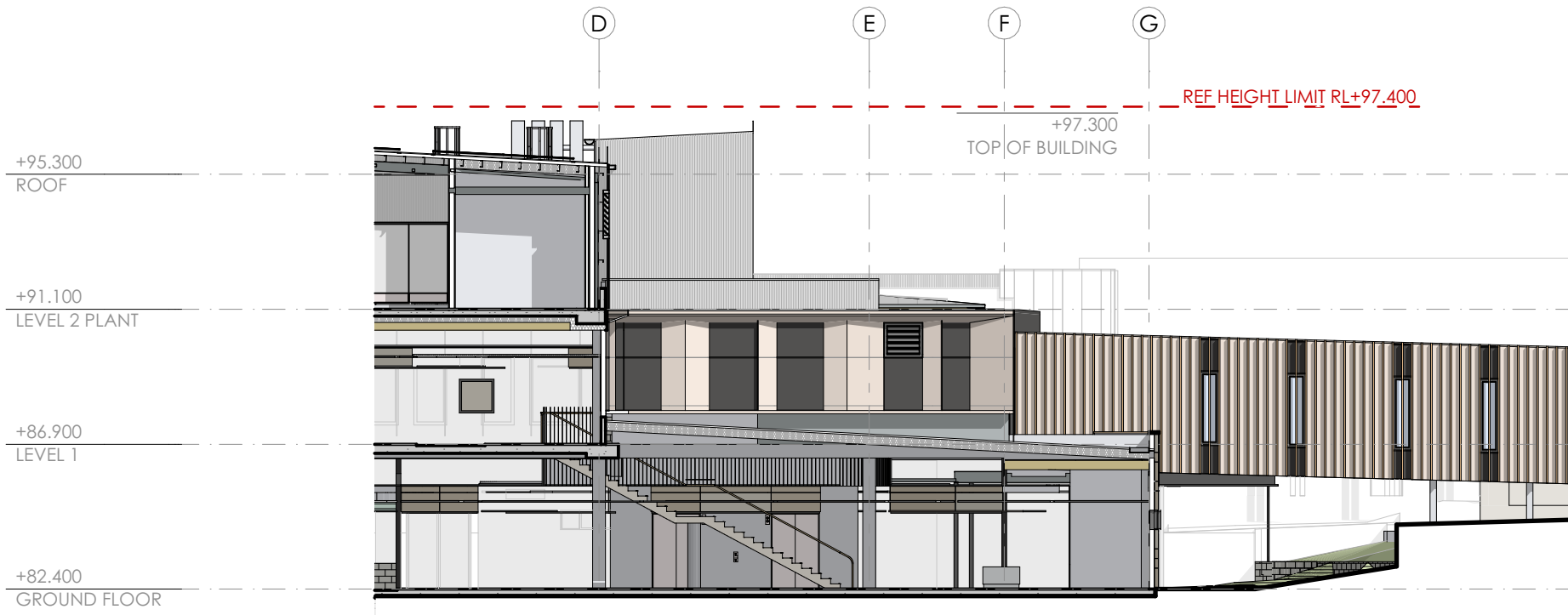
03

NOTES

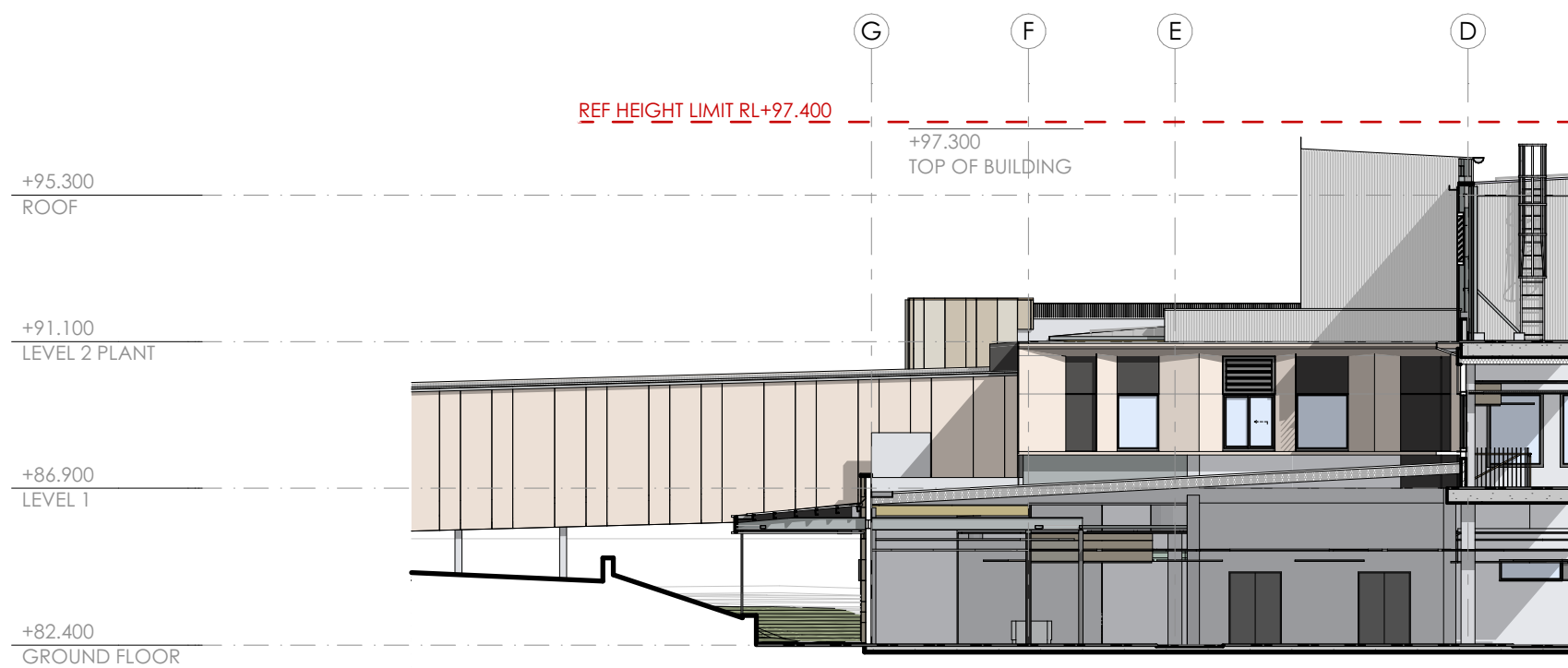
- THIS DRAWING IS ISSUED UPON THE CONDITION IT IS NOT COPIED, REPRODUCED, RETAINED OR DISCLOSED TO ANY UNAUTHORISED PERSON EITHER WHOLLY OR IN PART WITHOUT PRIOR CONSENT IN WRITING OF fitzpatrick+partners.
- DO NOT SCALE DRAWINGS. CHECK DIMENSIONS BEFORE COMMENCING WORK.
- DRAWINGS SHOW DESIGN INTENT ONLY. SHOP DRAWINGS ARE TO BE PROVIDED FOR APPROVAL PRIOR TO CONSTRUCTION OR MANUFACTURE.
- INCONSISTENCIES ARE TO BE REPORTED TO fitzpatrick+partners.
- NUMBERS FOLLOWING AN ABBREVIATION DENOTE A PARTICULAR TYPE OF ITEM. FOR EXPLANATION OF ITEM TYPES REFER TO SPECIFICATION AND FINISHES SCHEDULE.



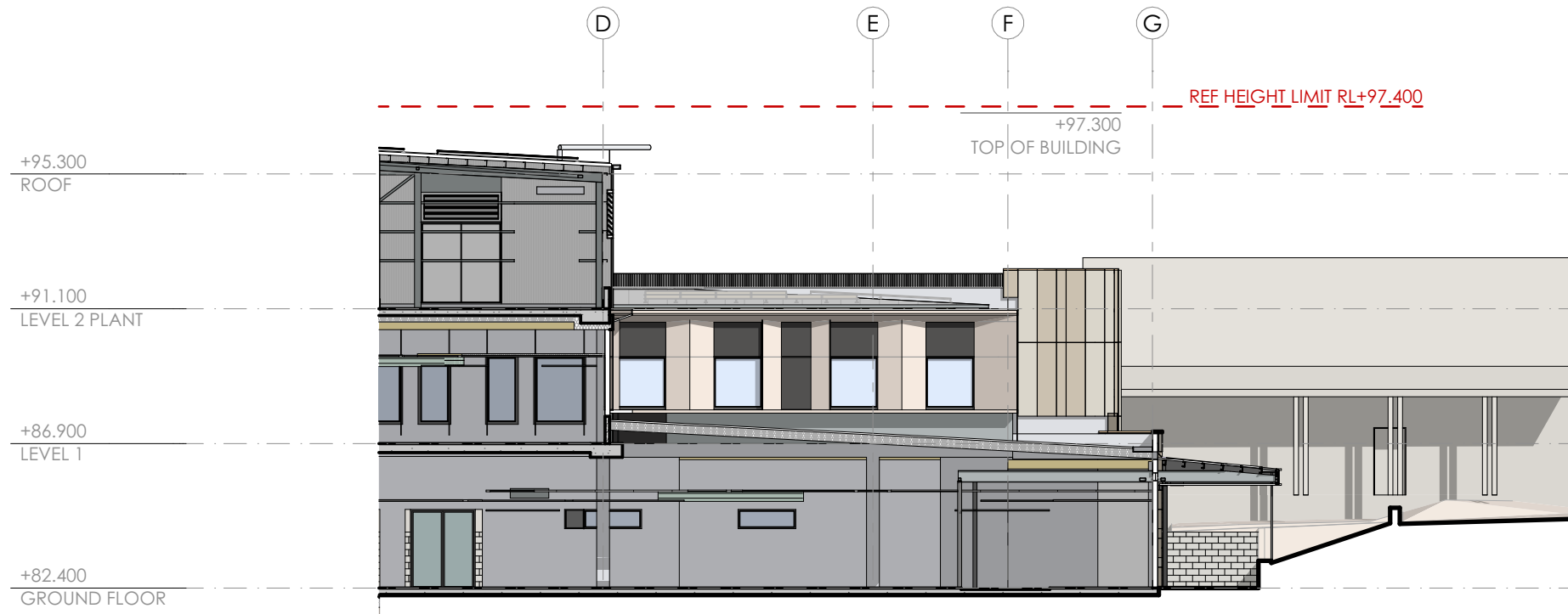
1 EAST ELEVATION IPU A
SCALE - 1:200



3 WEST ELEVATION IPU A
SCALE - 1:200



2 EAST ELEVATION IPU B
SCALE - 1:200



4 WEST ELEVATION IPU B
SCALE - 1:200

REVISIONS

| REV. | DATE | STATUS | CHK. |
|------|------------|---------------------------------|------|
| 03 | 03/10/2024 | REF PLANNING SUBMISSION DRAFT 3 | RP |
| 02 | 24/07/2024 | REF PLANNING SUBMISSION DRAFT 2 | RP |
| 01 | 06/09/2024 | DRAFT REF PLANNING SUBMISSION | RP |

CLIENT



1 Reserve Rd, St Leonards NSW 2065

PROJECT MANAGER



2 Portside Cres, Maryville, NSW, 2293

PROJECT

CESSNOCK HOSPITAL
REDEVELOPMENT

24 View St,
Cessnock NSW 2325
Wonnarua Nation

PHASE

DESIGN DEVELOPMENT

PLANNING SUBMISSION

SCALE

1:200 @A1

DRAWN BY

RP

40mm ON ORIGINAL

APPROVED BY

RP

PRINT DATE 03/10/2024

DRAWING

INWARD FACING ELEVATIONS

PROJECT NUMBER

22212

DRAWING NUMBER

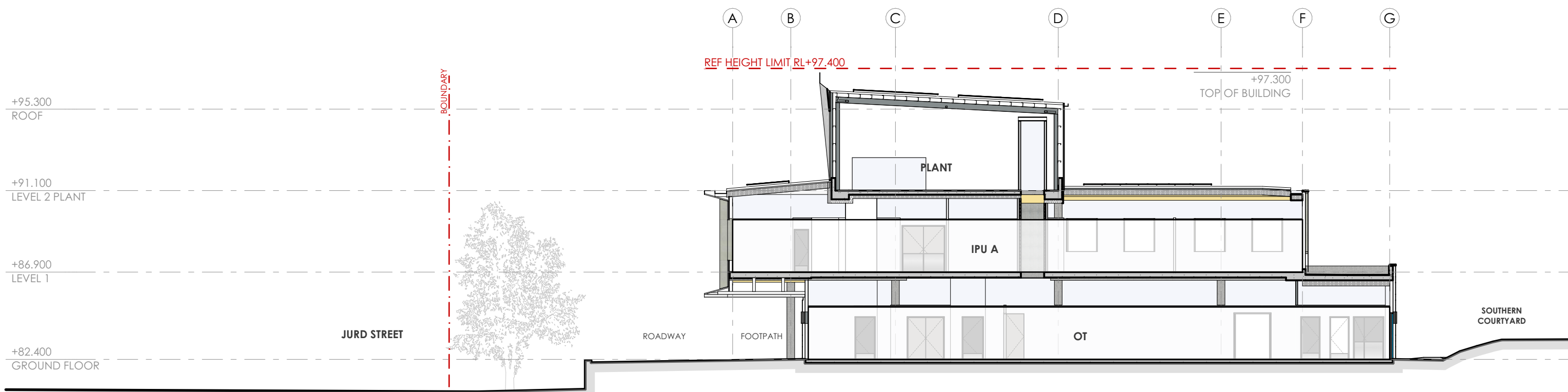
CHR-AR-REF- 120103

ISSUE

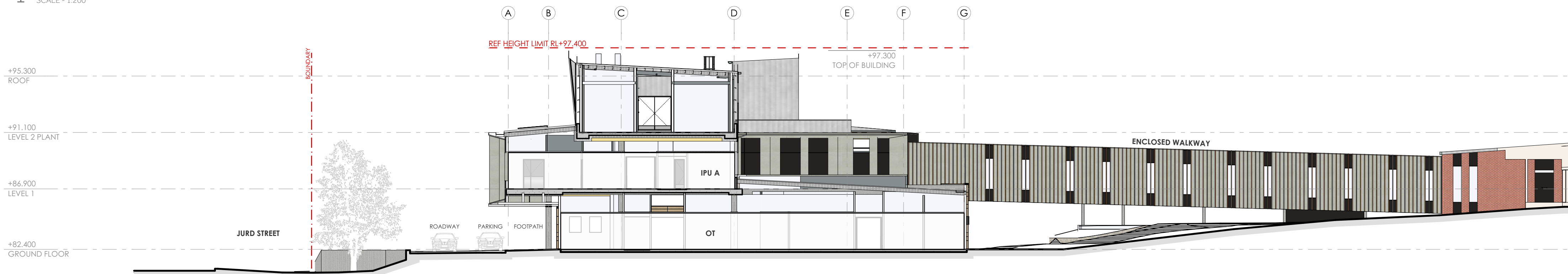
03

NOTES

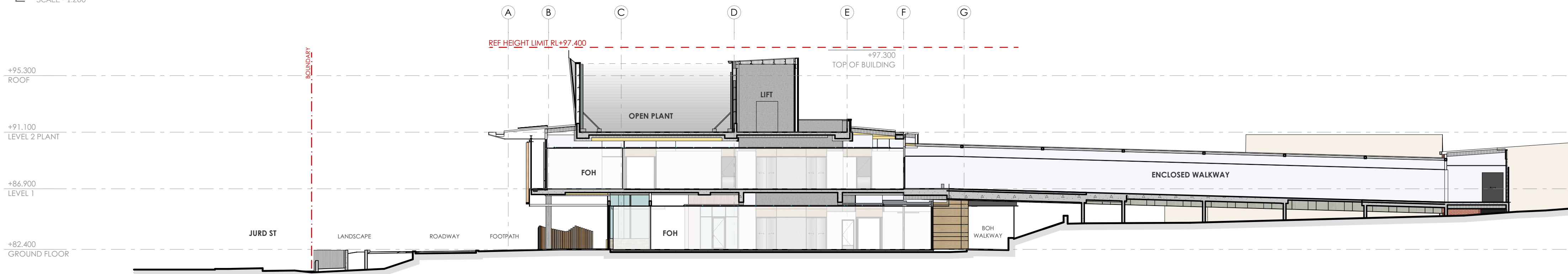
1. THIS DRAWING IS ISSUED UPON THE CONDITION IT IS NOT COPIED, REPRODUCED, RETAINED OR DISCLOSED TO ANY UNAUTHORISED PERSON EITHER WHOLLY OR IN PART WITHOUT PRIOR CONSENT IN WRITING OF fitzpatrick+partners.
2. DO NOT SCALE DRAWINGS. CHECK DIMENSIONS BEFORE COMMENCING WORK.
3. DRAWINGS SHOW DESIGN INTENT ONLY. SHOP DRAWINGS ARE TO BE PROVIDED FOR APPROVAL PRIOR TO CONSTRUCTION OR MANUFACTURE.
4. INCONSISTENCIES ARE TO BE REPORTED TO fitzpatrick+partners.
5. NUMBERS FOLLOWING AN ABBREVIATION DENOTE A PARTICULAR TYPE OF ITEM. FOR EXPLANATION OF ITEM TYPES REFER TO SPECIFICATION AND FINISHES SCHEDULE.



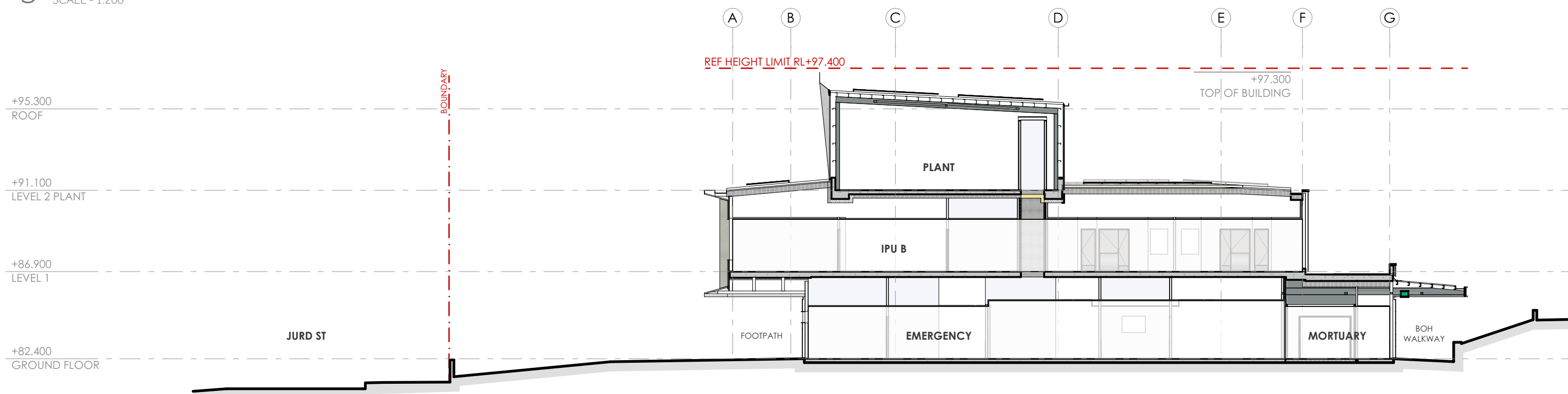
1 SECTION A-A - WEST IPU NS
SCALE - 1:200



2 SECTION B-B - L1 ROOF NS
SCALE - 1:200



3 SECTION C-C - IPU SHARED NS
SCALE - 1:200



4 SECTION D-D - EAST IPU NS
SCALE - 1:200

REVISIONS

| REV. | DATE | STATUS | CHK. |
|------|------------|---------------------------------|------|
| 03 | 03/10/2024 | REF PLANNING SUBMISSION DRAFT 3 | RP |
| 02 | 24/07/2024 | REF PLANNING SUBMISSION DRAFT 2 | RP |
| 01 | 06/09/2024 | DRAFT REF PLANNING SUBMISSION | RP |

CLIENT



1 Reserve Rd, St Leonards NSW 2065

PROJECT MANAGER



2 Portside Cres, Maryville, NSW, 2293

PROJECT

**CESSNOCK HOSPITAL
REDEVELOPMENT**

24 View St,
Cessnock NSW 2325
Wonnarua Nation

PHASE

DESIGN DEVELOPMENT

PLANNING SUBMISSION

SCALE

1:200 @A1

DRAWN BY

RP

40mm ON ORIGINAL

APPROVED BY

RP

PRINT DATE

03/10/2024

DRAWING

NORTH-SOUTH SECTIONS

PROJECT NUMBER

22212

DRAWING NUMBER

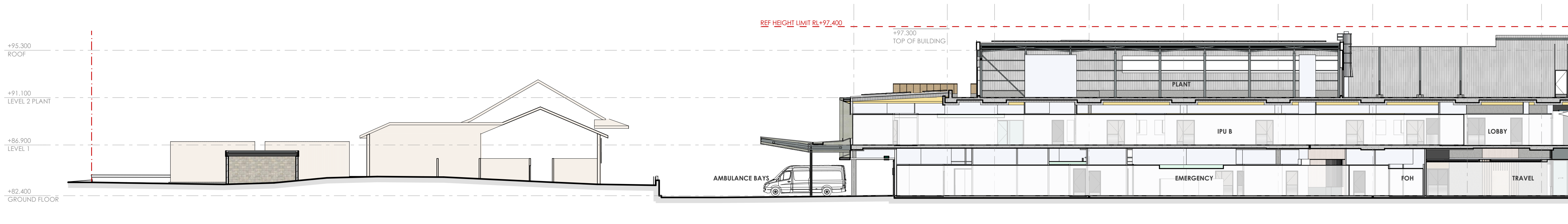
CHR-AR-REF- 130100

ISSUE

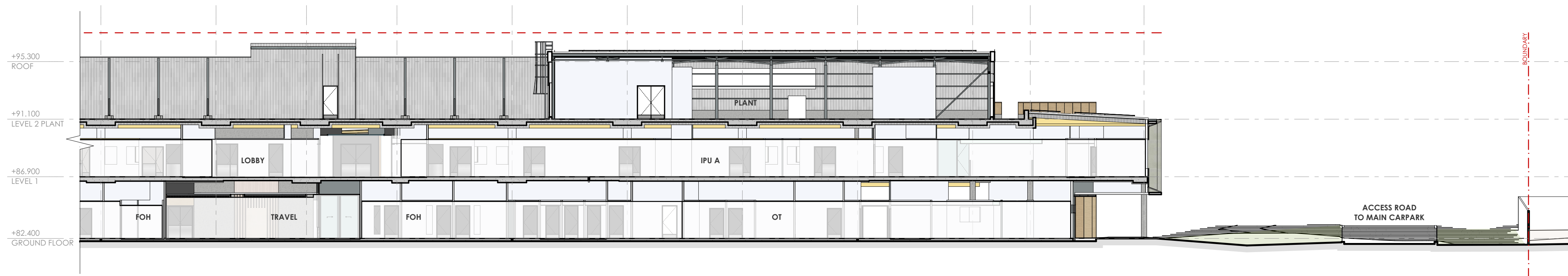
03

NOTES

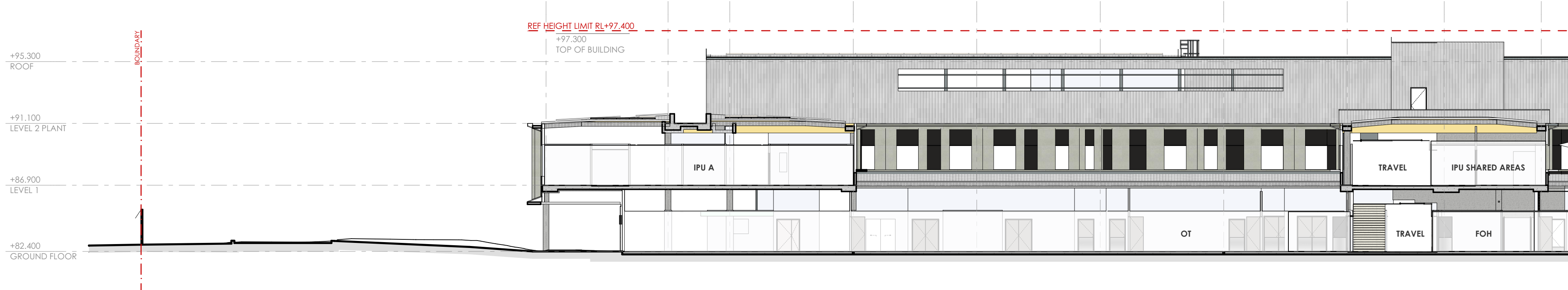
1. THIS DRAWING IS ISSUED UPON THE CONDITION IT IS NOT COPIED, REPRODUCED, RETAINED OR DISCLOSED TO ANY UNAUTHORISED PERSON EITHER WHOLLY OR IN PART WITHOUT PRIOR CONSENT IN WRITING OF fitzpatrick+partners.
2. DO NOT SCALE DRAWINGS. CHECK DIMENSIONS BEFORE COMMENCING WORK.
3. DRAWINGS SHOW DESIGN INTENT ONLY. SHOP DRAWINGS ARE TO BE PROVIDED FOR APPROVAL PRIOR TO CONSTRUCTION OR MANUFACTURE.
4. INCONSISTENCIES ARE TO BE REPORTED TO fitzpatrick+partners.
5. NUMBERS FOLLOWING AN ABBREVIATION DENOTE A PARTICULAR TYPE OF ITEM. FOR EXPLANATION OF ITEM TYPES REFER TO SPECIFICATION AND FINISHES SCHEDULE.



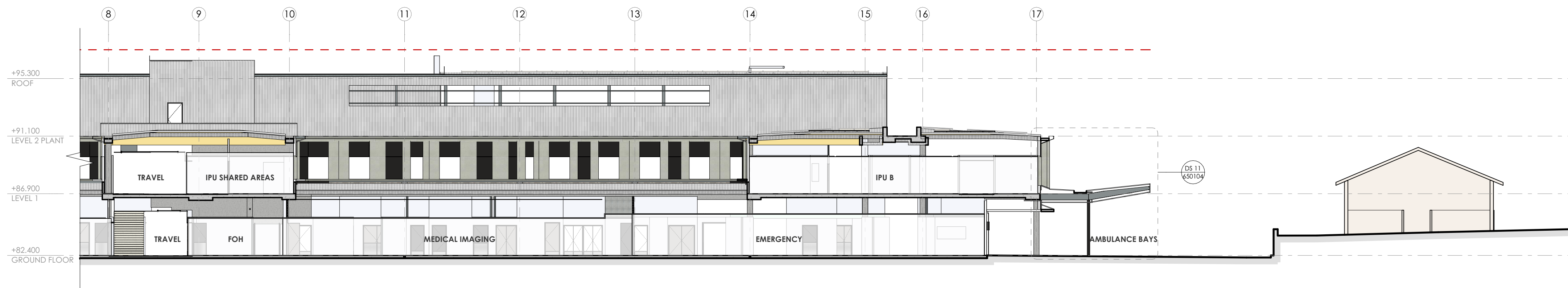
1 SECTION G-G - IPU EW
SCALE - 1:200



2 SECTION G-G - IPU EW
SCALE - 1:200



3 SECTION H-H - L1 ROOF EW
SCALE - 1:200



4 SECTION H-H - L1 ROOF EW
SCALE - 1:200

REVISIONS

| REV. | DATE | STATUS | CHK |
|------|------------|---------------------------------|-----|
| 03 | 03/10/2024 | REF PLANNING SUBMISSION DRAFT 3 | RP |
| 02 | 24/07/2024 | REF PLANNING SUBMISSION DRAFT 2 | RP |
| 01 | 06/09/2024 | DRAFT REF PLANNING SUBMISSION | RP |

CLIENT



1 Reserve Rd, St Leonards NSW 2065

PROJECT MANAGER



2 Portside Cres, Maryville, NSW, 2293

PROJECT

CESSNOCK HOSPITAL
REDEVELOPMENT

24 View St,
Cessnock NSW 2325
Wonnarua Nation

PHASE

DESIGN DEVELOPMENT

PLANNING SUBMISSION

SCALE

1:200 @A1

DRAWN BY

RP

APPROVED BY

RP

PRINT DATE

03/10/2024

DRAWING

EAST-WEST SECTIONS

PROJECT NUMBER

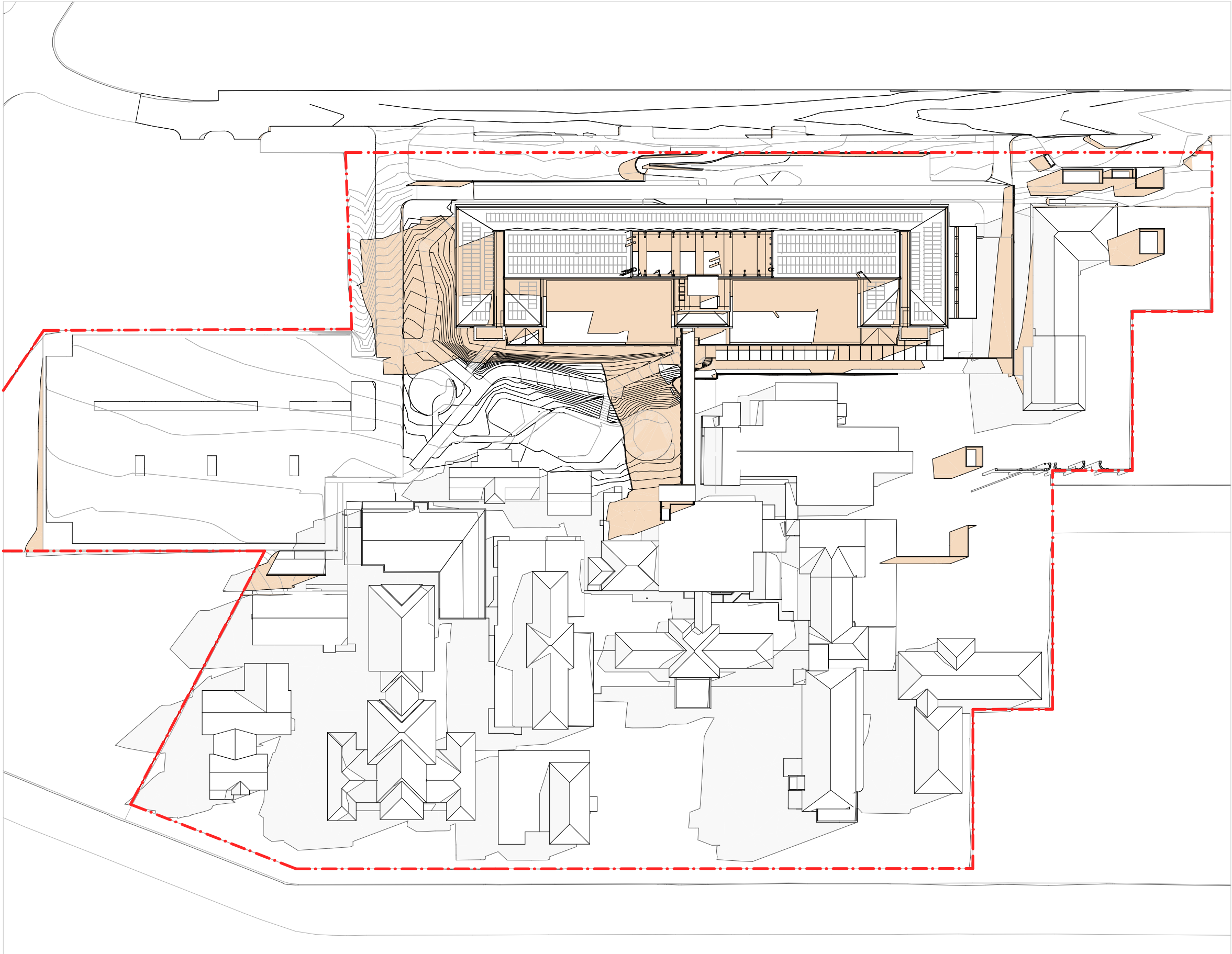
22212

DRAWING NUMBER

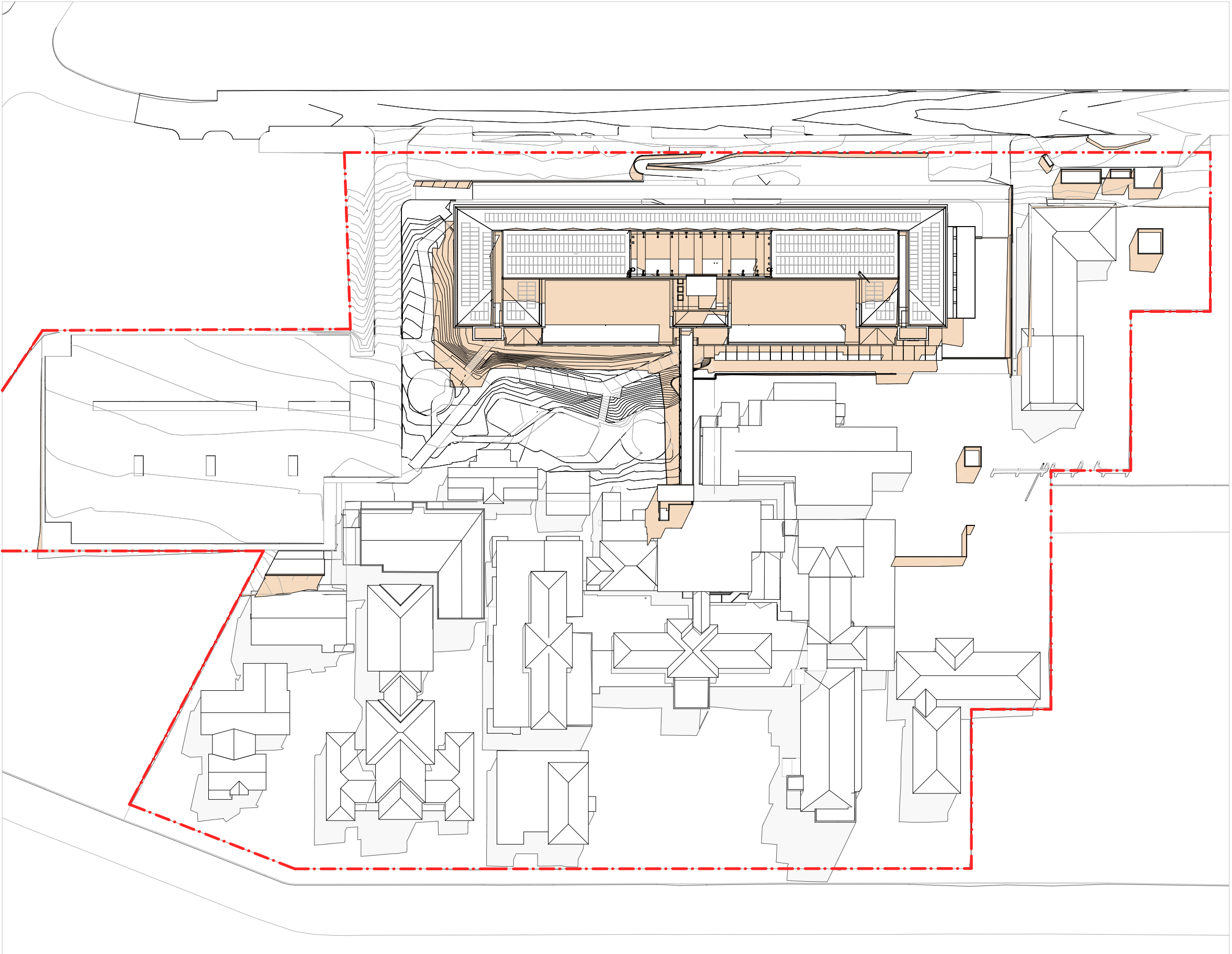
CHR-AR-REF- 130101

ISSUE

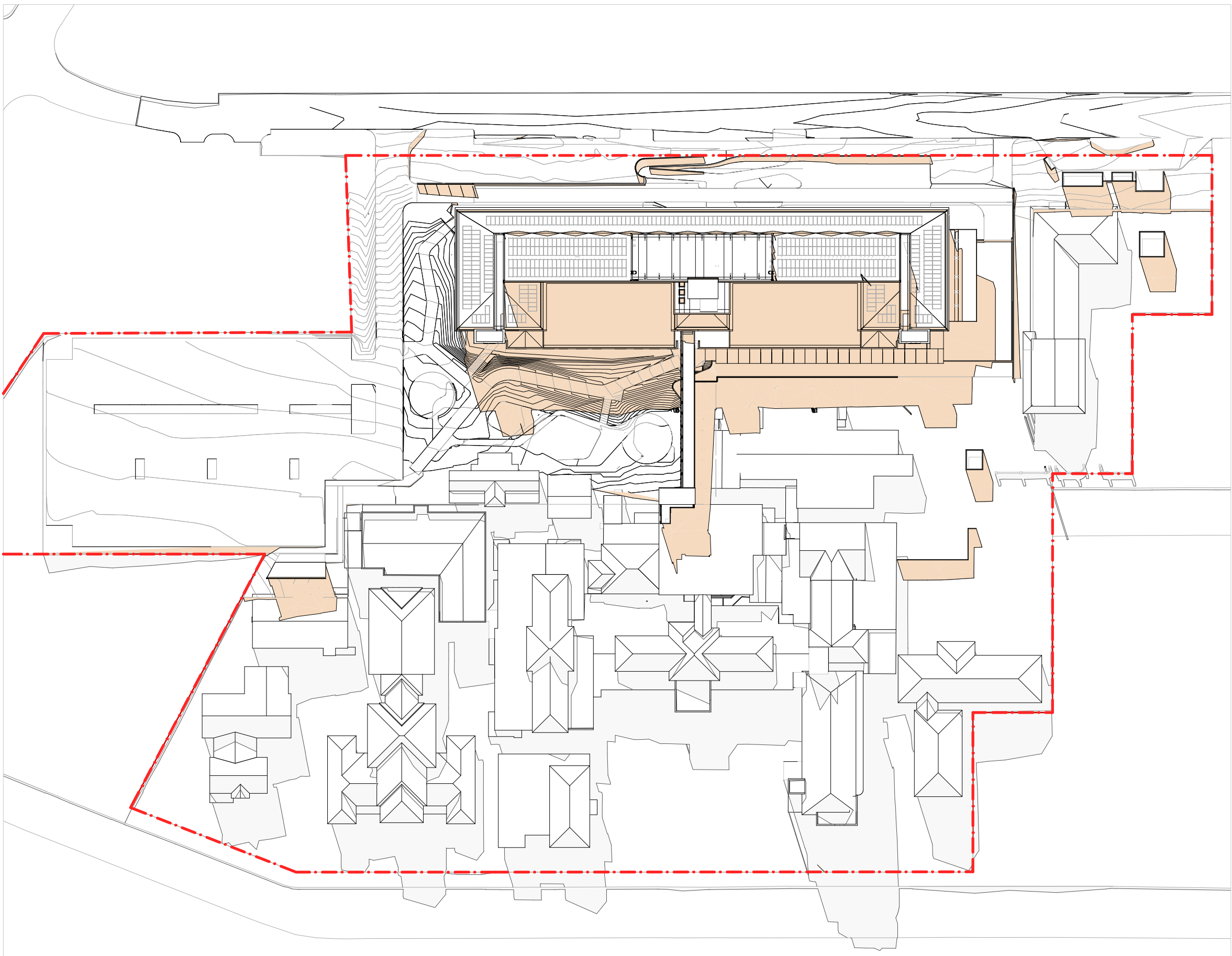
03



1 SHADOWS - WINTER SOLSTICE 9AM
SCALE - 1:1000



2 SHADOWS - WINTER SOLSTICE 12PM
SCALE - 1:1000



3 SHADOWS - WINTER SOLSTICE 3PM
SCALE - 1:1000

Note:
The proposed works result in no overshadowing of neighbouring properties between 9am and 3pm in mid-winter.

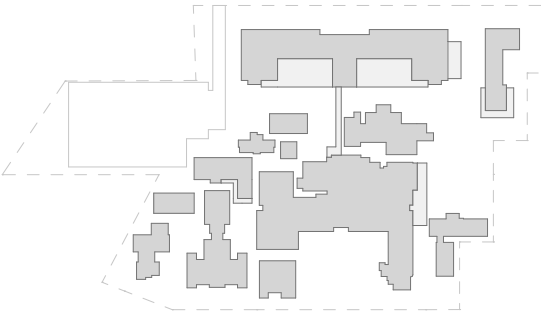
LEGEND

Shadows cast by new hospital building, structures, services enclosures, fences and retaining walls are all shown coloured.

NOTES

1. THIS DRAWING IS ISSUED UPON THE CONDITION IT IS NOT COPIED, REPRODUCED, RETAINED OR DISCLOSED TO ANY UNAUTHORISED PERSON EITHER WHOLLY OR IN PART WITHOUT PRIOR CONSENT IN WRITING OF fitzpatrick+partners.
2. DO NOT SCALE DRAWINGS. CHECK DIMENSIONS BEFORE COMMENCING WORK.
3. DRAWINGS SHOW DESIGN INTENT ONLY. SHOP DRAWINGS ARE TO BE PROVIDED FOR APPROVAL PRIOR TO CONSTRUCTION OR MANUFACTURE.
4. INCONSISTENCIES ARE TO BE REPORTED TO fitzpatrick+partners.
5. NUMBERS FOLLOWING AN ABBREVIATION DENOTE A PARTICULAR TYPE OF ITEM. FOR EXPLANATION OF ITEM TYPES REFER TO SPECIFICATION AND FINISHES SCHEDULE.

KEY PLANS



REVISIONS

| REV. | DATE | STATUS | CHK. |
|------|------------|---------------------------------|------|
| 03 | 03/10/2024 | REF PLANNING SUBMISSION DRAFT 3 | RP |
| 02 | 24/07/2024 | REF PLANNING SUBMISSION DRAFT 2 | RP |
| 01 | 06/09/2024 | DRAFT REF PLANNING SUBMISSION | RP |

CLIENT



1 Reserve Rd, St Leonards NSW 2065

PROJECT MANAGER



2 Portside Cres, Maryville, NSW, 2293

PROJECT

CESSNOCK HOSPITAL REDEVELOPMENT

24 View St,
Cessnock NSW 2325
Wonnarua Nation

PHASE

DESIGN DEVELOPMENT



PLANNING SUBMISSION

SCALE

1:1000 @A1

DRAWN BY

RP

40mm ON ORIGINAL

APPROVED BY

RP

PRINT DATE

03/10/2024

DRAWING

SHADOW DIAGRAMS

PROJECT NUMBER

22212

DRAWING NUMBER

CHR-AR-REF- 990000

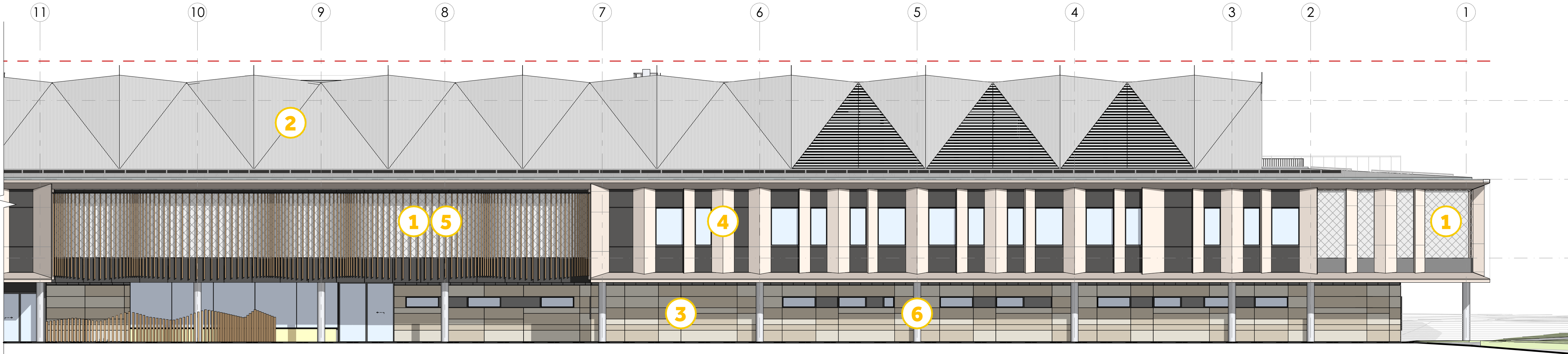
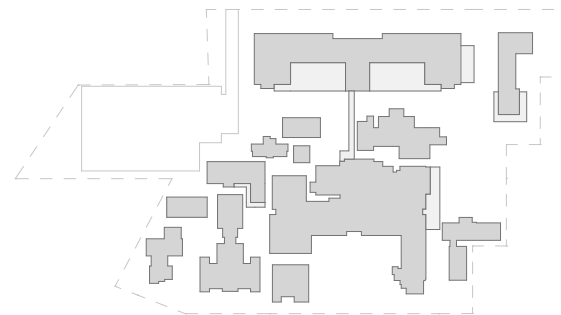
ISSUE

03

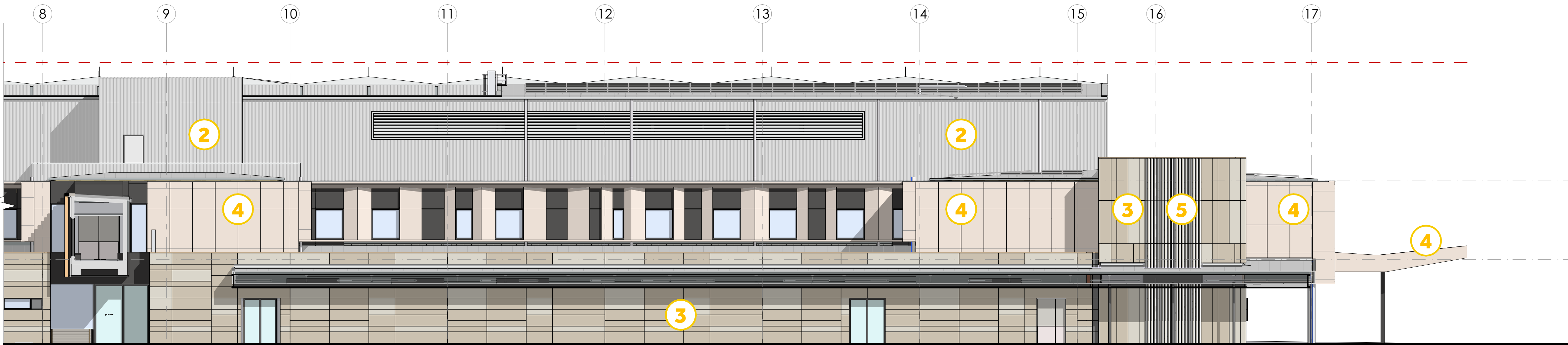
NOTES

1. THIS DRAWING IS ISSUED UPON THE CONDITION IT IS NOT COPIED, REPRODUCED, RETAINED OR DISCLOSED TO ANY UNAUTHORISED PERSON EITHER WHOLLY OR IN PART WITHOUT PRIOR CONSENT IN WRITING OF fitzpatrick+partners.
2. DO NOT SCALE DRAWINGS. CHECK DIMENSIONS BEFORE COMMENCING WORK.
3. DRAWINGS SHOW DESIGN INTENT ONLY. SHOP DRAWINGS ARE TO BE PROVIDED FOR APPROVAL PRIOR TO CONSTRUCTION OR MANUFACTURE.
4. INCONSISTENCIES ARE TO BE REPORTED TO fitzpatrick+partners.
5. NUMBERS FOLLOWING AN ABBREVIATION DENOTE A PARTICULAR TYPE OF ITEM. FOR EXPLANATION OF ITEM TYPES, REFER TO SPECIFICATION AND FINISHES SCHEDULE.


KEY PLANS



1 NORTH ELEVATION
SCALE - 1:133.33

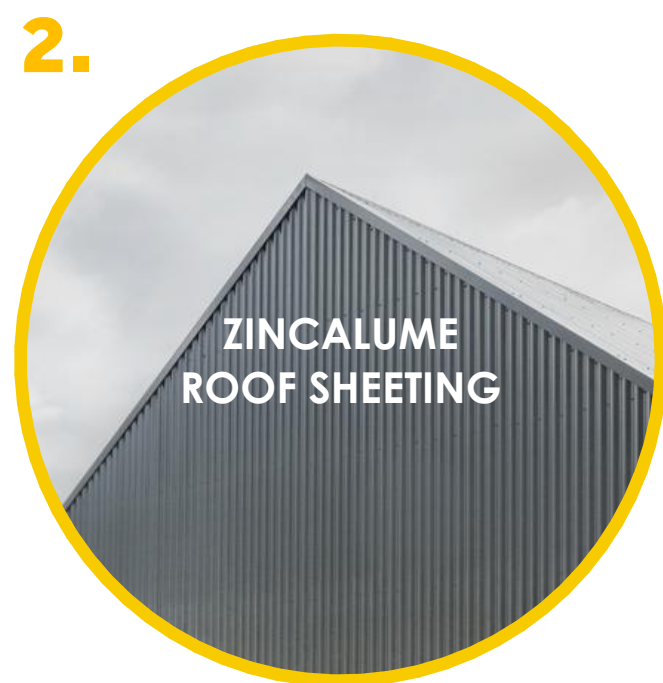


2 SOUTH ELEVATION
SCALE - 1:133.33



1.

TENSILE
STEEL MESH




2.

ZINCALUME
ROOF SHEETING



3.

CFC CLADDING



4.

BARESTONE
CFC CLADDING



5.

ALUMINIUM
BATTENS



6.

CONCRETE
COLUMNS



7.

CONCRETE
RETAINING WALLS

CLIENT



1 Reserve Rd, St Leonards NSW 2065

PROJECT MANAGER



2 Portside Cres, Maryville, NSW, 2293

PROJECT

CESSNOCK HOSPITAL
REDEVELOPMENT

24 View St,
Cessnock NSW 2325
Wonnarua Nation

PHASE
DESIGN DEVELOPMENT



PLANNING SUBMISSION

SCALE
1:133.33 @A1

DRAWN BY
RP

40mm ON ORIGINAL

APPROVED BY
RP

PRINT DATE 03/10/2024


DRAWING

MATERIALS & FINISHES

PROJECT NUMBER
22212

DRAWING NUMBER
CHR-AR-REF- 990001

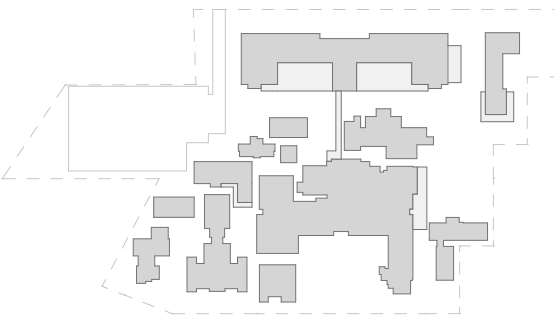
ISSUE
03



NOTES

1. THIS DRAWING IS ISSUED UPON THE CONDITION IT IS NOT COPIED, REPRODUCED, RETAINED OR DISCLOSED TO ANY UNAUTHORISED PERSON EITHER WHOLLY OR IN PART WITHOUT PRIOR CONSENT IN WRITING OF fitzpatrick+partners.
2. DO NOT SCALE DRAWINGS. CHECK DIMENSIONS BEFORE COMMENCING WORK.
3. DRAWINGS SHOW DESIGN INTENT ONLY. SHOP DRAWINGS ARE TO BE PROVIDED FOR APPROVAL PRIOR TO CONSTRUCTION OR MANUFACTURE.
4. INCONSISTENCIES ARE TO BE REPORTED TO fitzpatrick+partners.
5. NUMBERS FOLLOWING AN ABBREVIATION DENOTE A PARTICULAR TYPE OF ITEM. FOR EXPLANATION OF ITEM TYPES REFER TO SPECIFICATION AND FINISHES SCHEDULE.

KEY PLANS



REVISIONS

| REV. | DATE | STATUS | CHK. |
|------|------------|---------------------------------|------|
| 01 | 03/10/2024 | REF PLANNING SUBMISSION DRAFT 3 | RP |

CLIENT



1 Reserve Rd, St Leonards NSW 2065

PROJECT MANAGER



2 Portside Cres, Maryville, NSW, 2293

PROJECT

CESSNOCK HOSPITAL REDEVELOPMENT

24 View St,
Cessnock NSW 2325
Wonnarua Nation

PHASE
DESIGN DEVELOPMENT



PLANNING SUBMISSION

SCALE

@A1

DRAWN BY

RP

40mm ON ORIGINAL

APPROVED BY

RP

PRINT DATE 03/10/2024

DRAWING

MATERIALS & FINISHES

PROJECT NUMBER

22212

DRAWING NUMBER

CHR-AR-REF- 990002

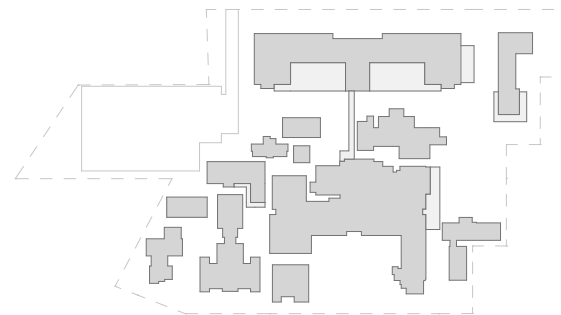
ISSUE

01

NOTES

1. THIS DRAWING IS ISSUED UPON THE CONDITION IT IS NOT COPIED, REPRODUCED, RETAINED OR DISCLOSED TO ANY UNAUTHORISED PERSON EITHER WHOLLY OR IN PART WITHOUT PRIOR CONSENT IN WRITING OF fitzpatrick+partners.
2. DO NOT SCALE DRAWINGS. CHECK DIMENSIONS BEFORE COMMENCING WORK.
3. DRAWINGS SHOW DESIGN INTENT ONLY. SHOP DRAWINGS ARE TO BE PROVIDED FOR APPROVAL PRIOR TO CONSTRUCTION OR MANUFACTURE.
4. INCONSISTENCIES ARE TO BE REPORTED TO fitzpatrick+partners.
5. NUMBERS FOLLOWING AN ABBREVIATION DENOTE A PARTICULAR TYPE OF ITEM. FOR EXPLANATION OF ITEM TYPES REFER TO SPECIFICATION AND FINISHES SCHEDULE.

KEY PLANS



REVISIONS

| REV. | DATE | STATUS | CHK. |
|------|------------|---------------------------------|------|
| 04 | 4/03/2025 | REF PLANNING SUBMISSION | RP |
| 03 | 31/10/2024 | REF PLANNING SUBMISSION DRAFT 3 | RP |
| 02 | 24/09/2024 | REF PLANNING SUBMISSION DRAFT 2 | RP |
| 01 | 6/09/2024 | DRAFT REF PLANNING SUBMISSION | RP |

CLIENT



1 Reserve Rd, St Leonards NSW 2065

PROJECT MANAGER



2 Portside Cres, Maryville, NSW, 2293

PROJECT

CESSNOCK HOSPITAL
REDEVELOPMENT

24 View St,
Cessnock NSW 2325
Wonnarua Nation

PHASE
DESIGN DEVELOPMENT



PLANNING SUBMISSION

SCALE

@A1

DRAWN BY

RP

APPROVED BY

RP

PRINT DATE 4/03/2025

DRAWING

EXTERNAL SIGNAGE

PROJECT NUMBER

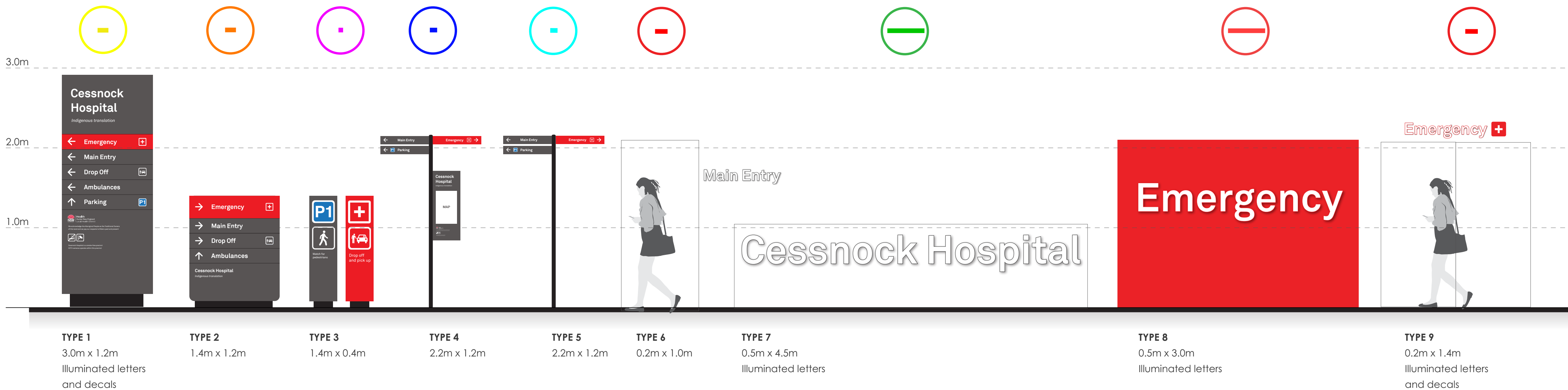
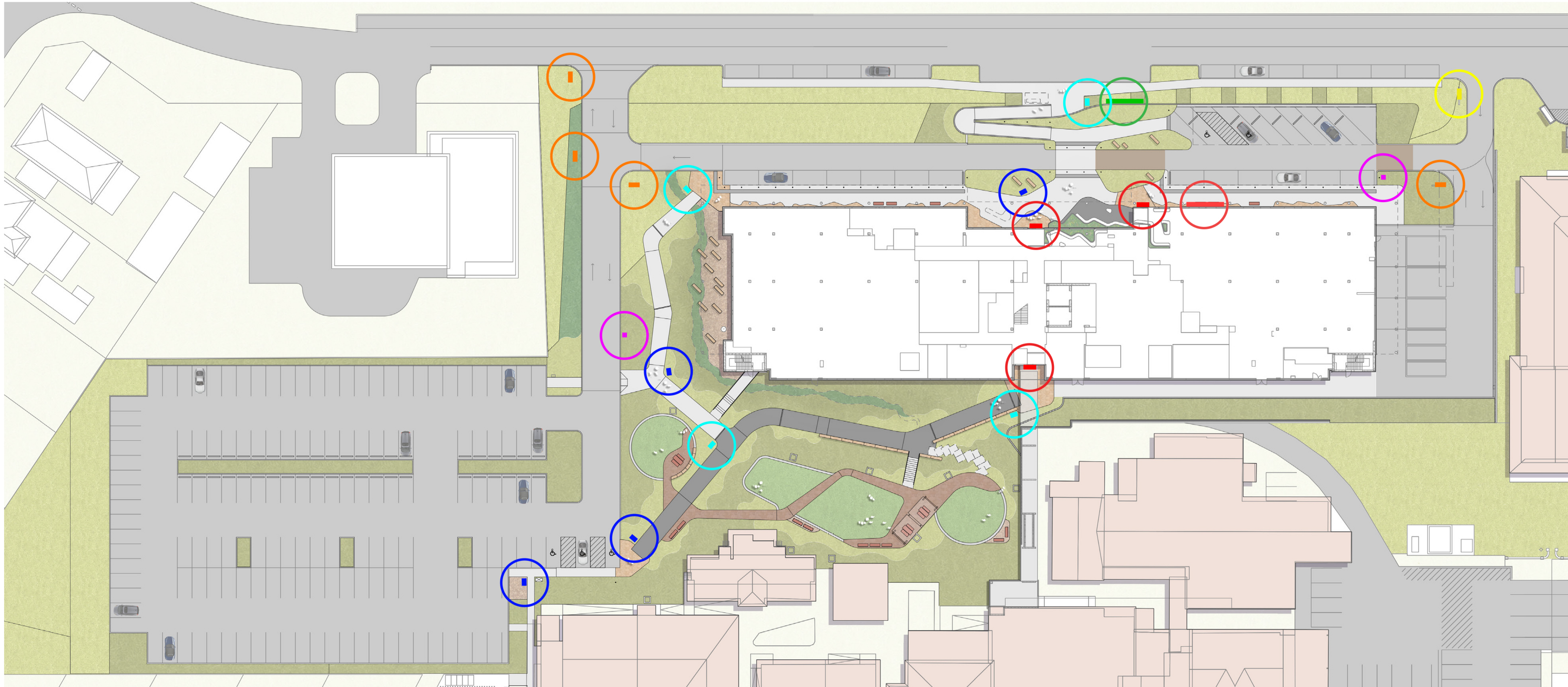
22212

DRAWING NUMBER

CHR-AR-REF- 990003

ISSUE

04



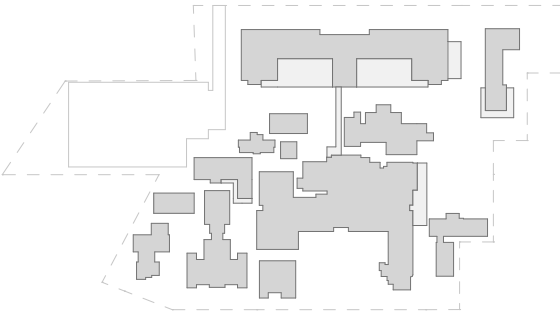
Note:

This drawing denotes signage types, sizes and locations only.
Any colours, graphics or text is indicative only for illustrative purposes
and will be developed further during future design phases of the project.

NOTES

1. THIS DRAWING IS ISSUED UPON THE CONDITION IT IS NOT COPIED, REPRODUCED, RETAINED OR DISCLOSED TO ANY UNAUTHORISED PERSON EITHER WHOLLY OR IN PART WITHOUT PRIOR CONSENT IN WRITING OF fitzpatrick+partners.
2. DO NOT SCALE DRAWINGS. CHECK DIMENSIONS BEFORE COMMENCING WORK.
3. DRAWINGS SHOW DESIGN INTENT ONLY. SHOP DRAWINGS ARE TO BE PROVIDED FOR APPROVAL PRIOR TO CONSTRUCTION OR MANUFACTURE.
4. INCONSISTENCIES ARE TO BE REPORTED TO fitzpatrick+partners.
5. NUMBERS FOLLOWING AN ABBREVIATION DENOTE A PARTICULAR TYPE OF ITEM. FOR EXPLANATION OF ITEM TYPES REFER TO SPECIFICATION AND FINISHES SCHEDULE.

KEY PLANS



REVISIONS

| REV. | DATE | STATUS | CHK. |
|------|------------|---------------------------------|------|
| 02 | 03/10/2024 | REF PLANNING SUBMISSION DRAFT 3 | RP |
| 01 | 24/07/2024 | REF PLANNING SUBMISSION DRAFT 2 | RP |

CLIENT



1 Reserve Rd, St Leonards NSW 2065

PROJECT MANAGER



2 Portside Cres, Maryville, NSW, 2293

PROJECT

**CESSNOCK HOSPITAL
REDEVELOPMENT**

24 View St,
Cessnock NSW 2325
Wonnarua Nation

PHASE

DESIGN DEVELOPMENT



PROJECT
NORTH

SCALE

@A1

DRAWN BY

RP

40mm ON ORIGINAL

APPROVED BY

RP

PRINT DATE 03/10/2024

DRAWING

CGI - JURD STREET VIEW

PROJECT NUMBER

22212

DRAWING NUMBER


CHR-AR-REF- 990050

ISSUE

02



CGI 01 - Jurd Street View looking West



CGI 02 - Jurd Street Main Entry View

NOTES

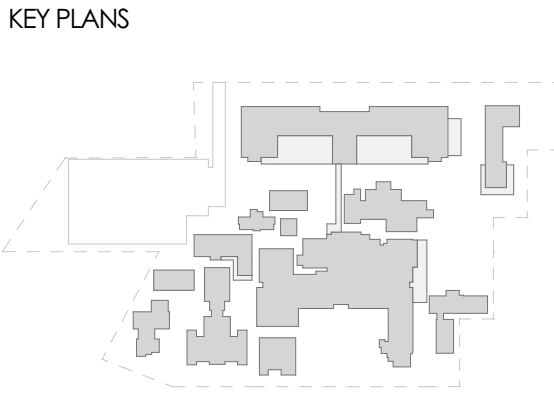
1. THIS DRAWING IS ISSUED UPON THE CONDITION IT IS NOT COPIED, REPRODUCED, RETAINED OR DISCLOSED TO ANY UNAUTHORISED PERSON EITHER WHOLLY OR IN PART WITHOUT PRIOR CONSENT IN WRITING OF fitzpatrick+partners.

2. DO NOT SCALE DRAWINGS. CHECK DIMENSIONS BEFORE COMMENCING WORK.

3. DRAWINGS SHOW DESIGN INTENT ONLY. SHOP DRAWINGS ARE TO BE PROVIDED FOR APPROVAL PRIOR TO CONSTRUCTION OR MANUFACTURE.

4. INCONSISTENCIES ARE TO BE REPORTED TO fitzpatrick+partners.

5. NUMBERS FOLLOWING AN ABBREVIATION DENOTE A PARTICULAR TYPE OF ITEM. FOR EXPLANATION OF ITEM TYPES REFER TO SPECIFICATION AND FINISHES SCHEDULE.



REVISIONS

| REV. | DATE | STATUS | CHK. |
|------|------------|---------------------------------|------|
| 02 | 03/10/2024 | REF PLANNING SUBMISSION DRAFT 3 | RP |
| 01 | 24/07/2024 | REF PLANNING SUBMISSION DRAFT 2 | RP |

CLIENT



Health
Infrastructure

1 Reserve Rd, St Leonards NSW 2065

PROJECT MANAGER



2 Portside Cres, Maryville, NSW, 2293

PROJECT

CESSNOCK HOSPITAL REDEVELOPMENT

24 View St,
Cessnock NSW 2325
Wonnarua Nation

PHASE

DESIGN DEVELOPMENT



PROJECT
NORTH

SCALE

@A1

DRAWN BY

RP

40mm ON ORIGINAL

APPROVED BY

RP

PRINT DATE

03/10/2024

DRAWING

CGI - MAIN ENTRY VIEW

PROJECT NUMBER

22212

DRAWING NUMBER

CHR-AR-REF- 990051

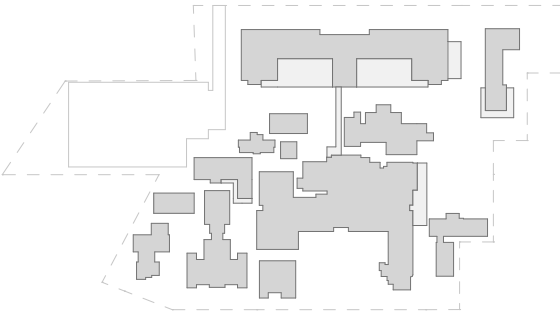
ISSUE

02

NOTES

1. THIS DRAWING IS ISSUED UPON THE CONDITION IT IS NOT COPIED, REPRODUCED, RETAINED OR DISCLOSED TO ANY UNAUTHORISED PERSON EITHER WHOLLY OR IN PART WITHOUT PRIOR CONSENT IN WRITING OF fitzpatrick+partners.
2. DO NOT SCALE DRAWINGS. CHECK DIMENSIONS BEFORE COMMENCING WORK.
3. DRAWINGS SHOW DESIGN INTENT ONLY. SHOP DRAWINGS ARE TO BE PROVIDED FOR APPROVAL PRIOR TO CONSTRUCTION OR MANUFACTURE.
4. INCONSISTENCIES ARE TO BE REPORTED TO fitzpatrick+partners.
5. NUMBERS FOLLOWING AN ABBREVIATION DENOTE A PARTICULAR TYPE OF ITEM. FOR EXPLANATION OF ITEM TYPES REFER TO SPECIFICATION AND FINISHES SCHEDULE.

KEY PLANS



REVISIONS

| REV. | DATE | STATUS | CHK. |
|------|------------|---------------------------------|------|
| 02 | 03/10/2024 | REF PLANNING SUBMISSION DRAFT 3 | RP |
| 01 | 24/07/2024 | REF PLANNING SUBMISSION DRAFT 2 | RP |

CLIENT



1 Reserve Rd, St Leonards NSW 2065

PROJECT MANAGER



2 Portside Cres, Maryville, NSW, 2293

PROJECT

**CESSNOCK HOSPITAL
REDEVELOPMENT**

24 View St,
Cessnock NSW 2325
Wonnarua Nation

PHASE

DESIGN DEVELOPMENT



SCALE

@A1

DRAWN BY

RP

40mm ON ORIGINAL

APPROVED BY

RP

PRINT DATE 03/10/2024

DRAWING

CGI - COURTYARD VIEW

PROJECT NUMBER

22212

DRAWING NUMBER

CHR-AR-REF- 990052

ISSUE

02



CGI 03 - Southern Courtyard View looking north-east